

359



ADL400

Installation and operation instruction V1.6

ACREL Co.,Ltd

Declaration

The copyright is the property of Acrel. Any information in any paragraph or section cannot be extracted, copied or otherwise reproduced or propagated. Otherwise offenders shall take all consequences.

All rights are reserved.

Acrel reserves the right to modify the product specifications herein without notification. Please consult the local agent about the latest specifications before placing a purchase order.

Manual revision record

Data	Old	New	Change
2019. 11. 13		V1.0	1. First version
2020. 04. 30	V1.0	V1.1	2. Heading 6.2 changed
2020. 08. 24	V1.1	V1.2	3. Figure 4 Figure 6 changed
2021. 04. 08	V1.2	V1.3	4. Correction of key setting flow chart
2022. 01. 14	V1.3	V1.4	5. Correcte mistakes in data settings 6. Add partial ADDR list 7. Update some notes in ADDR list
2022. 03. 03	V1.4	V1.5	8. Add description of voltage range in Table 2 9. Modify the maximum baud rate to 38400
2022. 07. 04	V1.6	V1.5	10. Add some register descriptions to Table 8

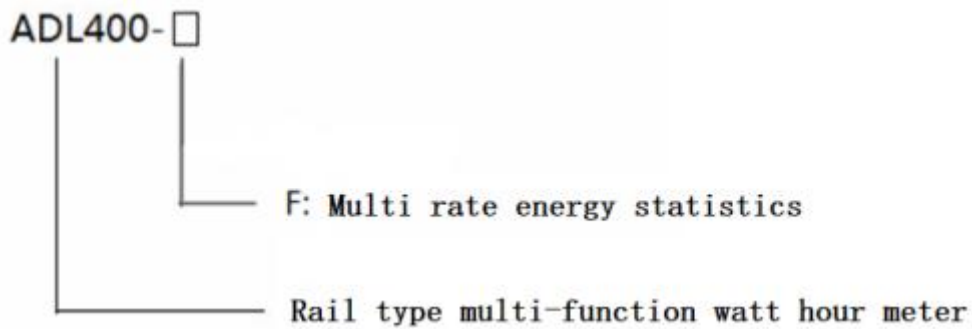
content

1	General	- 1 -
2	Type description	- 1 -
3	Function description	- 1 -
4	Technical parameter	- 2 -
5	Outline	- 3 -
6	Wiring and installing	- 3 -
7	Function description	- 5 -
8	Operation and display	- 6 -
9	Communication description	- 11 -

1 General

ADL400 is a smart meter designed for power supply system, industrial and mining enterprises and utilities to calculate the electricity consumption and manage the electric demand. It features the high precision, small size and simple installation. It integrates the measurement of all electrical parameters with the comprehensive electricity metering and management provides various data on previous 48 months, checks the 31st harmonic content and the total harmonic content. It is fitted with RS485 communication port and adapted to MODBUS-RTU .ADL400 can be used in all kinds of control systems, SCADA systems and energy management systems. The meter meet the related technical requirements of electricity meter in the IEC62053-21standards.

2 Type description



3 Function description

Table 1 Function description list

Function	Function description	Function provide
Measurement of kWh	Active kWh (positive and negative)	■
	Reactive kWh (positive and negative)	■
	A, B, C split phase positive active energy	■
Measurement of electrical parameters	U、 I	■
	P、 Q、 S、 PF、 F	■
Measurement of harmonics	2~31 ST Voltage and current harmonic	■
LCD Display	12 bits section LCD display, background light	■
Key programming	3 keys to communication and set parameters	■
Pulse output	Active pulse output	■

Multi-tariff and functions	Adapt 4 time zones, 2 time interval lists, 14 time interval by day and 4 tariff rates	<input type="checkbox"/>
	Max demand and occurrence time	<input type="checkbox"/>
	Frozen data on last 48 months, last 90days	<input type="checkbox"/>
	Date, time	<input type="checkbox"/>
Communication	Communication interface: RS485, Communication protocol: MODBUS-RTU	<input checked="" type="checkbox"/>

4 Technical parameter

Table 2 technical parameter descriptions

project		performance parameter		
Specification		3 phase 3 wires	3 phase 4 wires	
Measurement	Voltage	Reference voltage	3×100V、 3×380V	3×57.7/100V、 3×220/380V
		Voltage range	3×100V - 3×450V	3×57.7/100V - 3×260/450V
		Consumption	<10VA(Single phase)	
		Impedance	>2MΩ	
	Current	Accuracy class	Error ±0.2%	
		Input current	3×1(6)A, 3×10(80)A	
		Consumption	<1VA Single phase rated current	
		Accuracy class	Error ±0.2%	
		Power	Active, reactive, apparent power, error ±0.5%	
	Frequency	45~65Hz, Error ±0.2%		
Metering	Energy	Active energy(Accuracy class: 0.5); reactive energy(Accuracy class 2)		
	Clock	≤0.5s/d		
Digit signal	Energy pulse output	1 active photocoupler output		
pulse	Width of pulse	80±20ms		
	Pulse constant	400imp/kWh,10000imp/kWh(Correspond with the basic current)		
communication	Interface and communication protocol	RS485: Modbus RTU		
	Range of communication address	Modbus RTU:1~ 254;		
	Baud rate	1200bps~38400bps		
environment	working temperature	-25℃~+55℃		
	Relative humidity	≤95%(No condensation)		

5 Dimension drawings

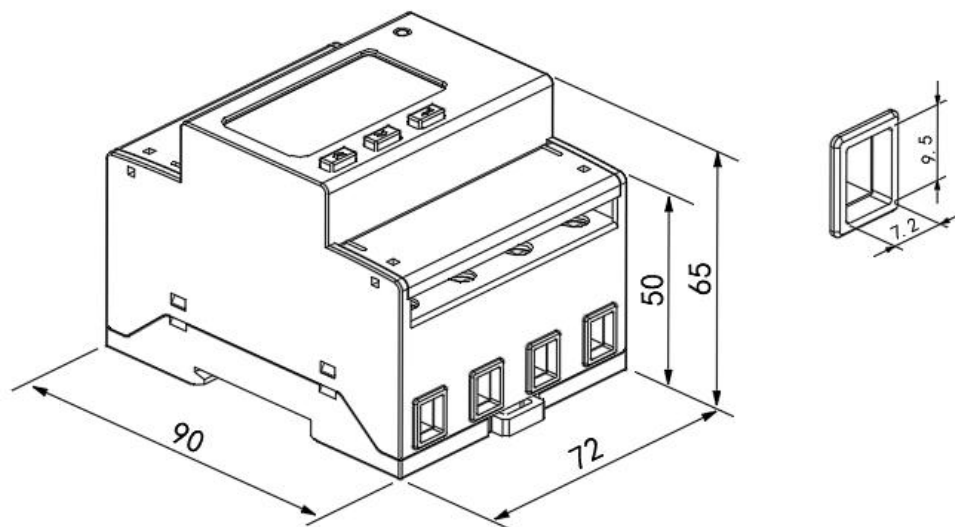


Fig 1 direct connect

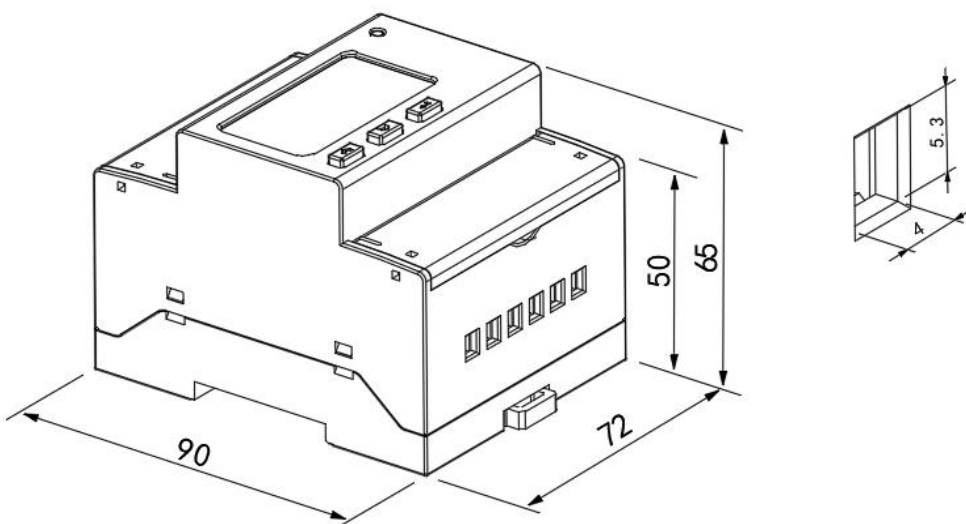


Fig 2 connect via CT

Note: The torque of direct connect should not be greater than $3-4\text{N}\cdot\text{m}$, and the torque of connect via CT should not be greater than $1.5-2\text{N}\cdot\text{m}$.

6 Wiring and installing

6.1 Wiring sample of voltage and current

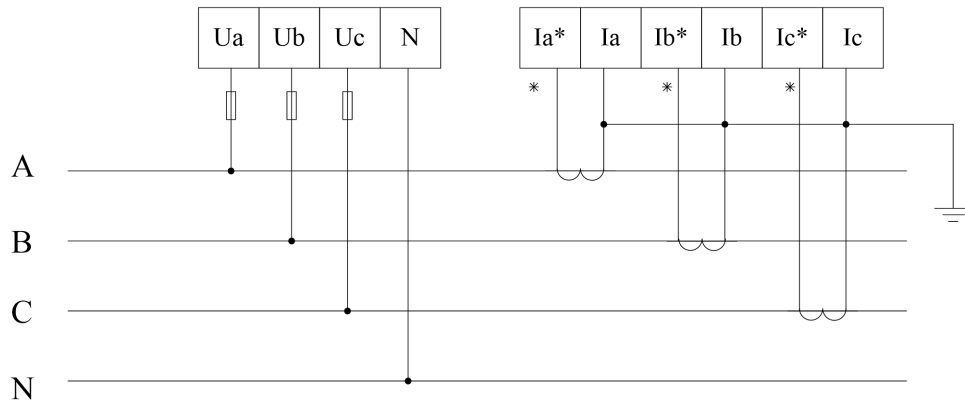


Fig 3 Three phase four lines connect via CT

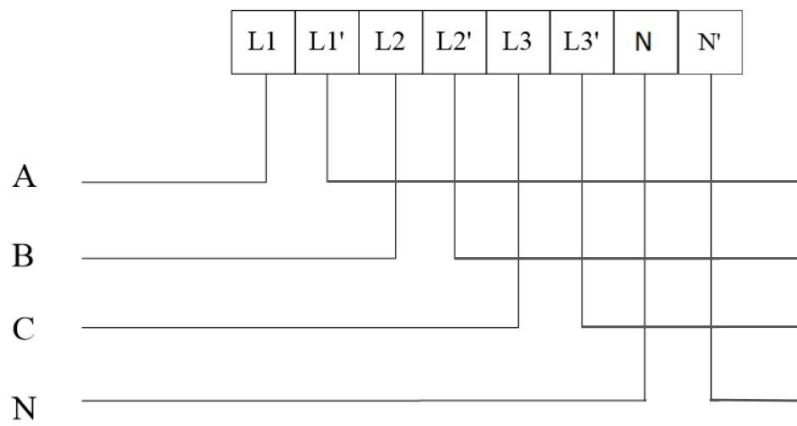


Fig 4 Three phase four lines direct connect

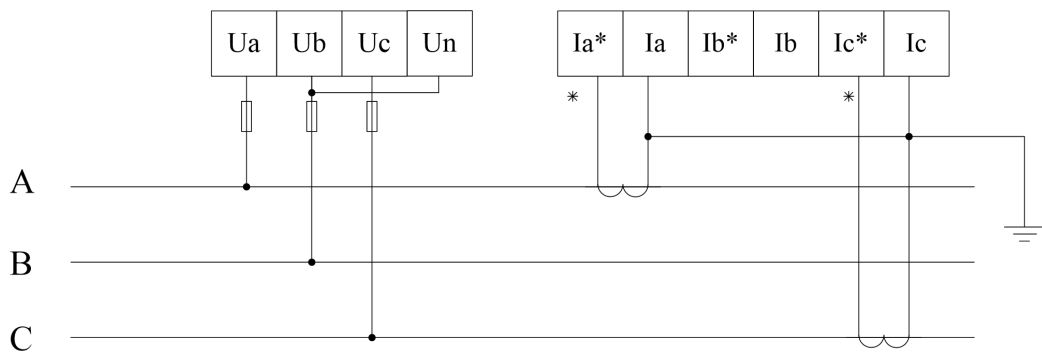


Fig 5 Three phase three lines connect via CT

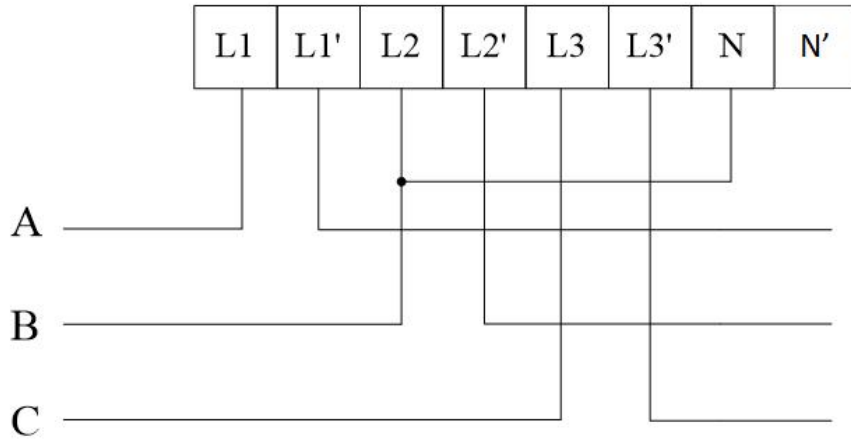


Fig 6 Three phase three lines direct connect

6.2 Wiring diagram of communication and pulse terminals

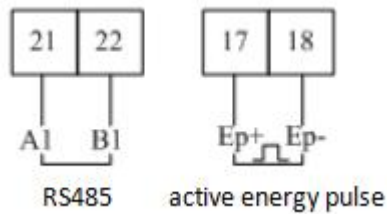


Fig 7 Communication, pulse connection

7 Function description

7.1 Measurement

It can measure the electrical parameter, include U、I、P、Q、S、PF、F、1~31th harmonic。

If: $U = 220.1V$, $f = 49.98Hz$, $I = 1.99A$, $P = 0.439kW$

Such as: $U = 220.1V$, $f = 49.98Hz$, $I = 1.99A$, $P = 0.439kW$

7.2 Calculating

Can measure the active energy、forward active energy、reversing active energy、forward reactive energy、reversing reactive energy。

7.3 Timing

Two timing table, four time zone, one table have fourteen timing, four rate。

7.4 Demand

The description about demand:

Table 3 Demand description list

Demand	The average power in the demand cycle.
Maximum demand	The maximum value of demand in a period of time.

Slip time	A recurrence method to measure the demand from any time point during a period shorter than the demand period. The demand measured by this means is called sliding demand. The recurrence time is sliding window time.
Demand cycle	The time period between two same average value of demand.

The default demand cycle is 15 minutes, slip time is 1 minute.

The meter can measure 4 kinds of maximum demand: forward active, reversing active, inductive reactive, capacitive reactive maximum demand and the occur time.




7.5 History data statistics

The meter can record last 48 months or last 90 days history energy in each tariff.

8 Operation and display

8.1 Key function description



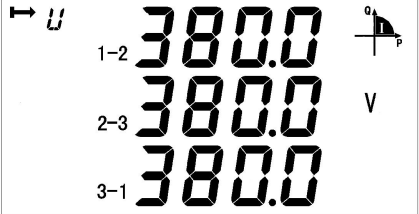
Table 4 Key's function description

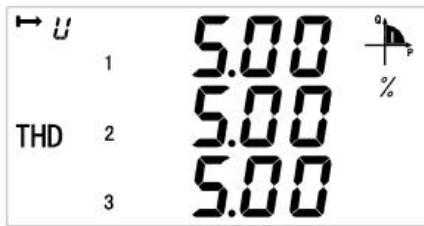
icon	Name	Function
	Voltage and current, up	Check the voltage and current Leftward and change flash in programming menu
	Power, down	Check the power Rightward and change the value on flash
	Energy, enter	Check the energy In/out programming menu Save changes

8.2 Display menu

The meter will show the forward active energy after powering. The customers can change the information showing by pressing the keys. The menu description is listed as below:

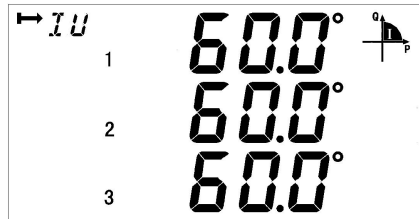
Table 5 display descriptions

		
	<p>Three-phase voltage</p> <p>Three-phase Current</p>	<p>Three phase line voltage</p> <p>Frequency</p>

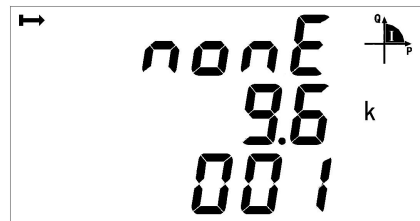


Harmonic content of three phase

Voltage

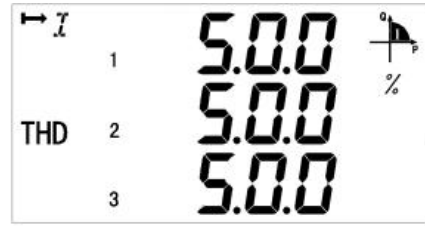


Phase angle



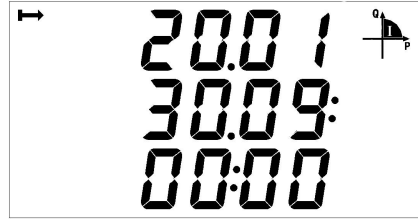
Check bit, baud rate, table address,

software version number, full display detection;

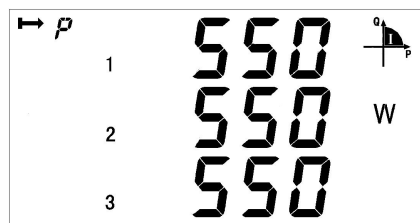


Harmonic content of three phase

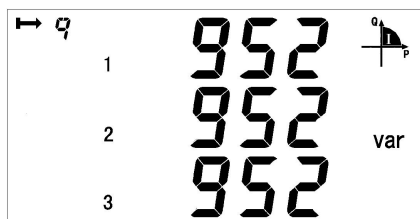
Current



Time



Three phase active power



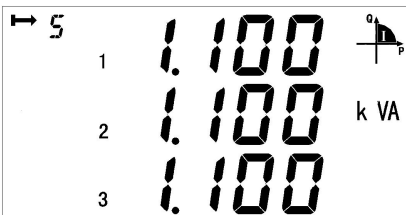

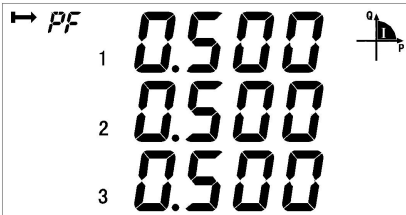








Three phase reactive power



Total active power



Total reactive power

		
	<p>Three phase apparent power</p> 	<p>Total apparent power</p> 
	<p>T3 represents the normal period, ① represents the first time table</p>	
		<p>(Current value is 1616.89kWh)</p>
<p>Current total active energy</p> 	<p>Current spike active energy</p> 	<p>Current peak active energy</p>
		<p>Current flat active energy</p>
<p>Current valley active energy</p>	<p>Current forward active total energy</p>	



Current reversing active total energy



Current reactive spike energy



Current reactive flat energy



Current forward reactive total energy



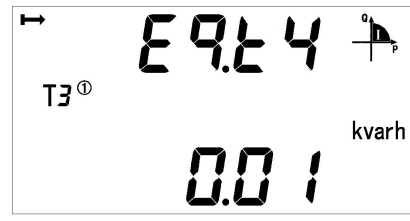
Current forward active energy
on A phase



Current total reactive energy



Current reactive peak energy



Current reactive valley energy



Current reversing reactive total energy



Current forward active energy
on B phase

	Current forward active energy on C phase
--	--







Note:

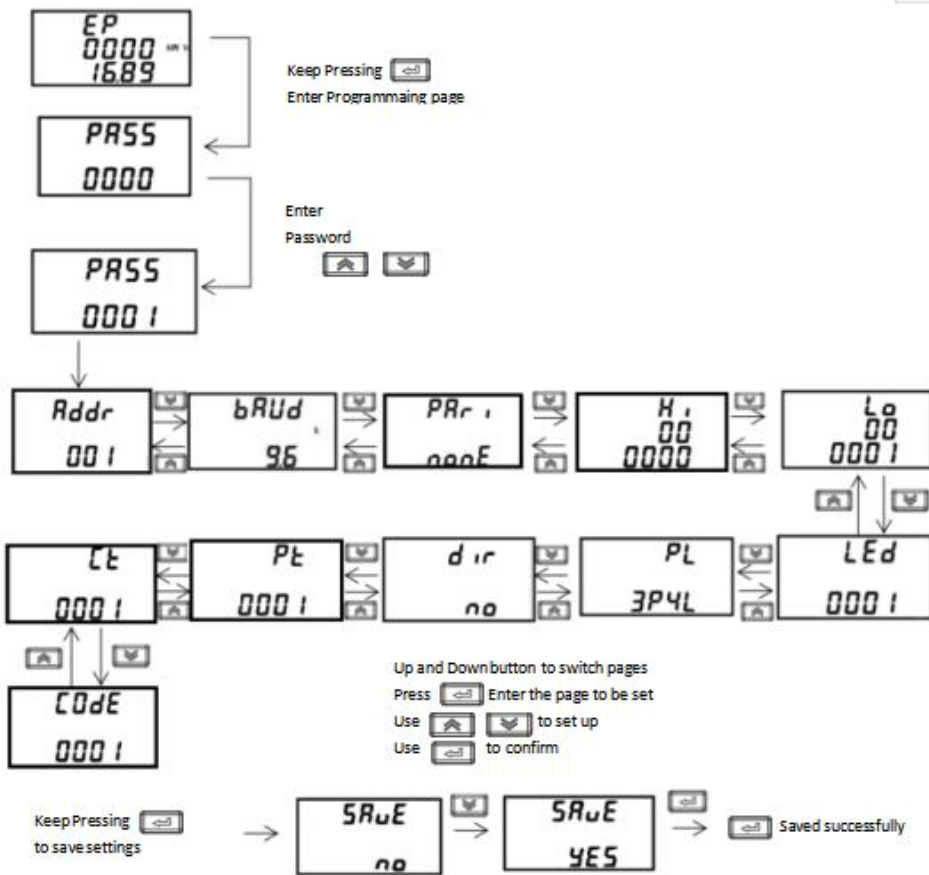
1 All the display menus above are in the model of ADL400 three phases four lines with multi-tariff rate function and can be changed by the keys.

2 There will not be power or power factor on each phase and will only show total power and power factor (Active, reactive, apparent) under the three phase three lines.

3 There will not be date, time, maximum demand and energy by time without the function of multi-tariff rate.

8.3 Key Menu

Keep press  at any main menu and get in "PASS" interface, and then press  show "0000", and enter the code. If you enter a wrong code, it will show "fail" and back to main menu; and if you enter a right code, you can set the parameter. After setting the parameter and keep press , it will show "save" and save the change by pressing  in "yes" interface  and quit without save by pressing  in "no" interface.



8.4 Date settings

Num	Second menu		
	Symbol	Mean	Range
1	ADDR	Communicate's ADDR settings	1-254
2	Baud	Baud choose	1200、2400、4800、9600、19200、38400
3	Pari	Parity choose	None、Odd、Even
4	LED	Backlight time	0-255minutes, more than 000 stay light-on
5	PL	Wiring sample	3P4L:3 phase 4 wires 3P3L:3 phase 3 wires
6	DIR	direction of current	no-Forward yes-Reverse
7	S-TY	Apparent power calculation method	PQS RMS
8	EF-E	time-sharing measurement function	EF-Function on E-Function off
9	Pt	Voltage transformer settings	1-9999
10	Ct	Current transformer settings	1-9999
11	CoDE	Code settings	1-9999
12	PHAS	Phase angle calculation method	No-Angle between each current and each voltage Yes-Angle between three-phase current and phase a voltage
13	nost	Starting power shield	Shielding range:0.1-2.0% (*UnIn)

9 Communication description

The meter adapts MODBUS-RTU protocol, and the baud rate can be chosen from 1200bps、2400 bps、4800 bps、9600bps and 19200 bps. The parity is None.

The meter needs shielded twisted pair conductors to connect. Customers should consider the whole network's parameters such like communication wire's length, the direction, communication transformer and network cover range, etc.

Note:

- 1、Wiring should follow the wiring requirements;
- 2、Connect all the meter in the RS485 net work even some do not need to communication,

which is benefit for error checking and testing;

- 3、 Use two color wires in connecting wires and all the A port use the same color.
- 4、 No longer than 1200 meters of RS485 bus line.

9.1 ADDR List

MODBUS-RTU protocol has 03H and 10H command to read and write registers respectively.

The following chart is registers' address list:

Table 8 communication address list

Address	Variable	Length	R/W	Notes
0000H	Current total active energy	4	R	kWh Int Keep 2 decimal places Particularly, if ct and Pt is not all 1, actual electric energy value should be product of register reading and Pt*ct, except for the specially noted register data.
0002H	Current spike active energy	4	R	
0004H	Current peak active energy	4	R	
0006H	Current flat active energy	4	R	
0008H	Current valley active energy	4	R	
000AH	Current forward active total energy	4	R	
000CH	Current forward active spike energy	4	R	
000EH	Current forward active peak energy	4	R	
0010H	Current forward active flat energy	4	R	
0012H	Current forward active valley energy	4	R	
0014H	Current reversing active total energy	4	R	
0016H	Current reversing active spike energy	4	R	
0018H	Current reversing Active peak energy	4	R	
001AH	Current reversing active flat energy	4	R	
001CH	Current reversing Active valley energy	4	R	
001EH	Current total reactive energy	4	R	kvarh Int Keep 2 decimal places Particularly, note the same as above.
0020H	Current reactive spike energy	4	R	
0022H	Current reactive peak energy	4	R	
0024H	Current reactive flat energy	4	R	
0026H	Current reactive valley energy	4	R	
0028H	Current forward reactive total energy	4	R	
002AH	Current forward reactive spike energy	4	R	
002CH	Current forward reactive peak energy	4	R	
002EH	Current forward reactive flat energy	4	R	
0030H	Current forward reactive valley energy	4	R	
0032H	Current reversing reactive total energy	4	R	
0034H	Current reversing reactive spike energy	4	R	
0036H	Current reversing reactive peak energy	4	R	
0038H	Current reversing reactive flat energy	4	R	
003AH	Current reversing reactive valley energy	4	R	
003CH	Time: second、 minute	2	R/W	

003DH	Time: hour、 day	2	R/W	
003EH	Time: month、 year	2	R/W	
003FH	First communication path: Address (high 8 bit) Baud (low 8 bit)	2	R/W	baud: 0: 1200 1: 2400 2: 4800 3: 9600 4: 19200 5: 38400
0040H	pulse constant	2	R	
0041H	First time zone address First time zone start data:day	2	R/W	Time zone number: 1: First time zone 2: Second time zone
0042H	First time zone start data:month Second time zone address	2	R/W	
0043H	Second time zone start data:day Second time zone start data:month	2	R/W	
0044H	Third time zone address Third time zone start data:day	2	R/W	
0045H	Third time zone start data:month Fourth time zone address	2	R/W	
0046H	Fourth time zone start data:day Fourth time zone start data:month	2	R/W	
0047H-0060H	Reserve			
0061H	Voltage of A phase	2	R	Resolution: 0.1V
0062H	Voltage of B phase	2	R	
0063H	Voltage of C phase	2	R	
0064H	Current of A phase	2	R	Resolution: 0.01A
0065H	Current of B phase	2	R	
0066H	Current of C phase	2	R	
0067H	Active power of A phase	2	R	Complement form Resolution: 0.001kW
0068H	Active power of B phase	2	R	
0069H	Active power of C phase	2	R	
006AH	Total active power	2	R	
006BH	Reactive power of A phase	2	R	Complement form Resolution: 0.001kvar
006CH	Reactive power of B phase	2	R	
006DH	Reactive power of C phase	2	R	
006EH	Total reactive power	2	R	
006FH	Apparent power of A phase	2	R	Complement form Resolution: 0.001kVA
0070H	Apparent power of B phase	2	R	
0071H	Apparent power of C phase	2	R	
0072H	Total apparent power	2	R	
0073H	Power factor of A phase	2	R	Complement form Resolution: 0.001
0074H	Power factor of B phase	2	R	

0075H	Power factor of C phase	2	R	
0076H	Total power factor	2	R	
0077H	frequency	2	R	Resolution: 0.01Hz
0078H	Voltage between A-B	2	R	Resolution: 0.1V
0079H	Voltage between C-B	2	R	
007AH	Voltage between A-C	2	R	
007BH	Forward active maximum demand	2	R	Resolution: 0.001 Sequence of occurrence time: minute Hour day month
007CH	Time of occurrence for the forward active maximum amount:minute、 hour	2	R	
007DH	Time of occurrence for the forward active maximum amount:day、 month	2	R	
007EH	Reversing active maximum demand	2	R	
007FH	Time of occurrence for the Reversing active maximum demand amount:minute、 hour	2	R	
0080H	Time of occurrence for the Reversing active maximum demand amount:day、 month	2	R	
0081H	Maximum forward demand for reactive power	2	R	
0082H	Time of occurrence for the forward reactive maximum amount:minute、 hour	2	R	
0083H	Time of occurrence for the forward reactive maximum amount:day、 month	2	R	
0084H	Maximum reversing demand for reactive power	2	R	
0085H	Time of occurrence for the reversing reactive maximum amount:minute、 hour	2	R	
0086H	Time of occurrence for the reversing reactive maximum amount:day、 month	2	R	
0087H	Forward active energy of A phase	4	R	
0089H	Forward active energy of B phase	4	R	Int
008BH	Forward active energy of C phase	4	R	Keep 2 decimal places
008DH	PT	2	R/W	
008EH	CT	2	R/W	
008FH	Reserve			
0090H	Reserve			
0091H	Running state	2	R/W	
0092H	Zero sequence current	2	R	
0093H	Voltage imbalance	2	R	Int
0094H	Current imbalance	2	R	Resolution: 0.1%

0095H	First communication path: Parity bit (high 8 bit) Stop bit (low 8 bit)	2	R/W	parity bit: 0: None 1: Odd 2: Even stop bit: 0: one stop bit 1: two stop bit
0096H-0098H	Reserve			
009FH-00A3H	reserve			
00A4H-00A5H	Current total apparent Energy	4	R	Resolution: 0.01kVAh
00A6H	Code	2	R/W	1-9999
00A7H-00C9H	reserve			
00CAH	The back light time			
00CBH-0120H	Reserve			
0121H	Daily frozen time:Hour	2	R/W	
0122H	Monthly frozen time:day、hour	2	R/W	
0123H-0163H	Reserve			
0164H	Active power of A phase	4	R	Complement form Resolution: 0.001kW
0166H	Active power of B phase	4	R	
0168H	Active power of C phase	4	R	
016AH	Total active power	4	R	
016CH	Reactive power of A phase	4	R	Complement form Resolution: 0.001kvar
016EH	Reactive power of B phase	4	R	
0170H	Reactive power of C phase	4	R	
0172H	Total reactive power	4	R	
0174H	Apparent power of A phase	4	R	Complement form Resolution: 0.001kVA
0176H	Apparent power of B phase	4	R	
0178H	Apparent power of C phase	4	R	
017AH	Total apparent power	4	R	
017CH	Power factor of A phase	2	R	Complement form Resolution: 0.001
017DH	Power factor of B phase	2	R	
017EH	Power factor of C phase	2	R	
017FH	Total power factor	2	R	
0180H	Maximum demand for forward active power on the day	2	R	Three decimal places are reserved for daily demand, and the occurrence time is arranged in minutes and hours.
0181H	Occur time:minute、hour	2	R	
0182H	Maximum demand for reverse active power on the day	2	R	
0183H	Time of occurrence: minute、hour	2	R	
0184H	Maximum demand for forward reactive power on the day	2	R	
0185H	Time of occurrence: minute、hour	2	R	
0186H	Maximum demand for reverse reactive	2	R	

	power on the day		
0187H	Time of occurrence: minute、 hour	2	R
0188H	Maximum demand for forward active power last day	2	R
0189H	Time of occurrence: minute、 hour	2	R
018AH	Maximum demand for reverse active power last day	2	R
018BH	Time of occurrence: minute、 hour	2	R
018CH	Maximum demand for forward reactive power last day	2	R
018DH	Time of occurrence: minute、 hour	2	R
018EH	Maximum demand for reverse reactive power last day	2	R
018FH	Occur time:minute、 hour	2	R
0190H	Maximum demand for forward active power last 2 days	2	R
0191H	Time of occurrence: minute、 hour	2	R
0192H	Maximum demand for reverse active power last 2 days	2	R
0193H	Occur time:minute、 hour	2	R
0194H	Maximum demand for forward reactive power last 2 days	2	R
0195H	Time of occurrence: minute、 hour	2	R
0196H	Maximum demand for reverse reactive power last 2 days	2	R
0197H	Time of occurrence: minute、 hour	2	R
0198H	Current forward active demand	2	R
0199H	Current reversing active demand	2	R
019AH	Current forward reactive demand	2	R
019BH	Current reversing reactive demand	2	R
019BH-01FFH	Reserve		
0200H	Maximum voltage on A phase	2	R
0201H	Date of occurrence: month、 day	2	R
0202H	Time of occurrence: hour、 minute	2	R
0203H	Maximum voltage on B phase and occurrence time	6	R
0206H	Maximum voltage on C phase and occurrence time	6	R
0209H	Maximum current on A phase and occurrence time	6	R
020CH	Maximum current on B phase and occurrence time	6	R
020FH	Maximum current on B phase and	6	R

	occurrence time		
0212H	Maximum active power on A phase	4	R
0214H	Date of occurrence: month、 day	2	R
0215H	Time of occurrence: hour、 minute	2	R
0216H	Maximum active power on B phase and occurrence time	8	R
021AH	Maximum active power on C phase and occurrence time	8	R
021EH	Maximum total active power and occurrence time	8	R
0222H	Maximum reactive power on A phase and occurrence time	8	R
0226H	Maximum reactive power on B phase and occurrence time	8	R
022AH	Maximum reactive power on C phase and occurrence time	8	R
022EH	Maximum total reactive power and occurrence time	8	R
0232H	Maximum apparent power on A phase and occurrence time	8	R
0236H	Maximum apparent power on B phase and occurrence time	8	R
023AH	Maximum apparent power on C phase and occurrence time	8	R
023EH	Maximum total apparent power and occurrence time	8	R
0242H	Minimum voltage on A phase and occurrence time	6	R
0245H	Minimum voltage on B phase and occurrence time	6	R
0248H	Minimum voltage on C phase and occurrence time	6	R
024BH	Minimum current on A phase and occurrence time	6	R
024EH	Minimum current on B phase and occurrence time	6	R
0251H	Minimum current on C phase and occurrence time	6	R
0254H	Minimum active power on A phase and occurrence time	8	R
0258H	Minimum active power on B phase and occurrence time	8	R
025CH	Minimum active power on C phase	8	R

	and occurrence time			
0260H	Minimum total active power and occurrence time	8	R	
0264H	Minimum reactive power on A phase and occurrence time	8	R	
0268H	Minimum reactive power on B phase and occurrence time	8	R	
026CH	Minimum reactive power on C phase and occurrence time	8	R	
0270H	Minimum total reactive power and occurrence time	8	R	
0274H	Minimum apparent power on A phase and occurrence time	8	R	
0278H	Minimum apparent power on B phase and occurrence time	8	R	
027EH	Minimum apparent power on C phase and occurrence time	8	R	
0280H	Minimum total apparent power and occurrence time	8	R	
0285H-1FFFH	Reserve			
F000H-F006H	serial number	14	R	BCD code

9.2 Floating point electrical parameter data

5300H	Voltage of A phase	4	R	float (Secondary side data)
5302H	Voltage of B phase	4	R	
5304H	Voltage of C phase	4	R	
5306H	Voltage between A-B	4	R	
5308H	Voltage between C-B	4	R	
530AH	Voltage between A-C	4	R	
530CH	Current of A phase	4	R	
530EH	Current of B phase	4	R	
5310H	Current of C phase	4	R	
5312H	Active power of A phase	4	R	
5314H	Active power of B phase	4	R	
5316H	Active power of C phase	4	R	
5318H	Total active power	4	R	
531AH	Reactive power of A phase	4	R	
531CH	Reactive power of B phase	4	R	

531EH	Reactive power of C phase	4	R	
5320H	Total reactive power	4	R	
5322H	Apparent power of A phase	4	R	
5324H	Apparent power of B phase	4	R	
5326H	Apparent power of C phase	4	R	
5328H	Total apparent power	4	R	
532AH	Power factor of A phase	4	R	
532CH	Power factor of B phase	4	R	
532EH	Power factor of C phase	4	R	
5330H	Total power factor	4	R	
5332H	frequency	4	R	
5334H	zero line current	4	R	
0800H	Voltage of A phase	4	R	Float (Primary side data)
0802H	Voltage of B phase	4	R	
0804H	Voltage of C phase	4	R	
0806H	Voltage between A-B	4	R	
0808H	Voltage between C-B	4	R	
080AH	Voltage between A-C	4	R	
080CH	Current of A phase	4	R	
080EH	Current of B phase	4	R	
0810H	Current of C phase	4	R	
0812H	zero line current	4	R	
0814H	Active power of A phase	4	R	
0816H	Active power of B phase	4	R	
0818H	Active power of C phase	4	R	
081AH	Total active power	4	R	
081CH	Reactive power of A phase	4	R	
081EH	Reactive power of B phase	4	R	
0820H	Reactive power of C phase	4	R	
0822H	Total reactive power	4	R	
0824H	Apparent power of A phase	4	R	
0826H	Apparent power of B phase	4	R	
0828H	Apparent power of C phase	4	R	
082AH	Total apparent power	4	R	
082CH	Power factor of A phase	4	R	
082EH	Power factor of B phase	4	R	
0830H	Power factor of C phase	4	R	
0832H	Total power factor	4	R	
0834H	frequency	4	R	
0836H	Voltage imbalance	4	R	
0838H	Current imbalance	4	R	
083AH	Current forward active demand	4	R	

083CH	Current reversing active demand	4	R	<p style="text-align: center;">INT32 Resolution: 0.1kWh (Primary side data)</p>
083EH	Current forward reactive demand	4	R	
0840H	Current reversing reactive demand	4	R	
0842H	Current total active energy	4	R	
0844H	Current spike active energy	4	R	
0846H	Current peak active energy	4	R	
0848H	Current flat active energy	4	R	
084AH	Current valley active energy	4	R	
084CH	Current forward active total energy	4	R	
084EH	Current forward active spike energy	4	R	
0850H	Current forward active peak energy	4	R	
0852H	Current forward active flat energy	4	R	
0854H	Current forward active valley energy	4	R	
0856H	Current reversing active total energy	4	R	
0858H	Current reversing active spike energy	4	R	
085AH	Current reversing Active peak energy	4	R	
085CH	Current reversing active flat energy	4	R	
085EH	Current reversing Active valley energy	4	R	
0860H	Current total reactive energy	4	R	
0862H	Current reactive spike energy	4	R	
0864H	Current reactive peak energy	4	R	
0866H	Current reactive flat energy	4	R	
0868H	Current reactive valley energy	4	R	
086AH	Current forward reactive total energy	4	R	
086CH	Current forward reactive spike energy	4	R	
086EH	Current forward reactive peak energy	4	R	
0870H	Current forward reactive flat energy	4	R	
0872H	Current forward reactive valley energy	4	R	
0874H	Current reversing reactive total energy	4	R	
0876H	Current reversing reactive spike energy	4	R	
0878H	Current reversing reactive peak energy	4	R	
087AH	Current reversing reactive flat energy	4	R	
087CH	Current reversing reactive valley energy	4	R	

9.3 History energy frozen time and history energy energy date

ADL400's registers on frozen by day and by month.

Table 9 Frozen time communicate address

Address	Name	R/W	Note
0121H	Frozen time by day	R/W	Null (High byte) Hour(Low byte)
0122H	Frozen time by month	R/W	Day(High byte) Hour(Low byte)

ADL400 can achieve the history energy statistic in last 48 months and last 90days. (Each tariff rate of energy can be recorded.)The history energy record can only be read by assemblage and the length of whole part is 120 byte (60 registers), and list below is the registers' name:

Table 10 History energy communicate address

Address	Name	Data list	Name
6000H	Assemblage of last 1 month demand and energy	6000H	Frozen time:YY-MM
6022H	Assemblage of last 2 months demand and energy	6001H	Frozen time: DD-hh
...	...	6002H	total active energy
6BD2H	Assemblage of last 48 months demand and energy	6004H	Spike active energy
reserve	reserve	6006H	peak active energy
7000H	Assemblage of last 1 day demand and energy	6008H	flat active energy
7022H	Assemblage of last 2days demand and energy	600AH	valley active energy
...	...	600CH	total reactive energy
763EH	Assemblage of last 90days demand and energy	600EH	Spike reactive energy
		6010H	peak reactive energy
		6012H	flat reactive energy
		6014H	valley reactive energy
		6016H	Total amount of phase A forward active energy
		6018H	Total amount of phase B forward active energy
		601AH	Total amount of phase C forward active energy
		601CH	Maximum active demand
		601DH	Occurrence time: mm-hh
		601EH	Occurrence time : DD-MM
		601FH	Maximum reactive demand
		6020H	Occurrence time: mm-hh
		6021H	Occurrence time: DD-MM

9.4 Sub harmonic data

ADL400 has function of harmonic. The function include 31st harmonic statistics of voltage and current, harmonic voltage and current of each phase apparently, harmonic active/reactive power of each phase apparently, fundamental voltage and current of each phase apparently and

fundamental active/reactive power of each phase apparently.

Table 11 Harmonics data address

Address	Name	Length(Bit)	R/W	Note
05DDH	THDUa	2	R	Total distortion rate of voltage and current on each phase Keep 3 decimal places
05DEH	THDUb	2	R	
05DFH	THDUc	2	R	
05E0H	THDIa	2	R	
05E1H	THDIb	2	R	
05E2H	THDIc	2	R	
05E3H	THUa	2×30	R	Harmonic voltage on 2 nd -31 st Keep 3 decimal places
0601H	THUb	2×30	R	
061FH	THUc	2×30	R	
063DH	THIa	2×30	R	Harmonic current on 2 nd -31 st Keep 2 decimal places
065BH	THIb	2×30	R	
0679H	THIc	2×30	R	
0697H	Fundamental voltage on A phase	2	R	Int Keep 1 decimal places
0698H	Fundamental voltage on B phase	2	R	
0699H	Fundamental voltage on C phase	2	R	
069AH	Harmonic voltage on A phase	2	R	
069BH	Harmonic voltage on B phase	2	R	
069CH	Harmonic voltage on C phase	2	R	
069DH	Fundamental current on A phase	2	R	Int Keep 2 decimal places
069EH	Fundamental current on B phase	2	R	
069FH	Fundamental current on C phase	2	R	
06A0H	Harmonic current on A phase	2	R	
06A1H	Harmonic current on B phase	2	R	
06A2H	Harmonic current on C phase	2	R	
06A3H	Fundamental active power on A phase	2	R	Int Keep 3 decimal places
06A4H	Fundamental active power on B phase	2	R	
06A5H	Fundamental active power on C phase	2	R	
06A6H	Total fundamental active power	2	R	

06A7H	Fundamental reactive power on A phase	2	R
06A8H	Fundamental reactive power on B phase	2	R
06A9H	Fundamental reactive power on C phase	2	R
06AAH	Total fundamental reactive power	2	R
06ABH	Harmonic active power on A phase	2	R
06ACH	Harmonic active power on B phase	2	R
06ADH	Harmonic active power on C phase	2	R
06AEH	Total harmonic active power	2	R
06AFH	Harmonic reactive power on A phase	2	R
06B0H	Harmonic reactive power on B phase	2	R
06B1H	Harmonic reactive power on C phase	2	R
06B2H	Total harmonic reactive power	2	R

9.5 SOE record

Address	Name	Data list	Name
3001H	Last event record	0000H	Occur date: YY-MM
3002H	Last 2 event record	0001H	Occur time: DD-hh
...	...	0002H	Occur time: mm-ss
3064H	Last 100 event record	0004H	Event number
		0005H	Event details
		0006H	Reserve

Event num	Name	Details	Note
0100/0101	Power on/off		
0200	Clear	0001	Clear current energy
		0002	Clear history energy on Flash
		0003	Clear maximum demand
		0004	Clear history energy
		0005	Clear maximum value on

0400	UI record
0700	Time calibration

	a period
0006	Clear out
UI status	Bit0: Over-voltage on A phase Bit1: Over-voltage on B phase Bit2: Over-voltage on C phase Bit3: Lose-voltage on A phase Bit4: Lose-voltage on B phase Bit5: Lose-voltage on C phase Bit6: Reversing on A phase Bit7: Reversing on B phase Bit8: Reversing on C phase Bit9: Over current on A phase Bit10: Over current on B phase Bit11: Over current on C phase Bit12: Low current on A phase Bit13: Low current on B phase Bit14: Low current on C phase

Example: The address is 001 at present, and we send the code: 01 03 30 01 00 06 9B 08 to get the last event record, and the slave station will give back: 01 03 0C 12 01 08 0A 01 01 (2018/1/8 10:1:1) 01 00(powered) 00 00(no details) 00 00(reserved) 80 23