




QUOTATION



2023. 06

Address: No.253 Yu Lv Road Jiading District, Shanghai, China ZIP: 201801
TEL: 0086-21-69158338 0086-21-69156052 0086-21-59106392 0086-21-69156971
Web-site: www.acrel-electric.com Email: acrel008@vip.163.com

Address: No.5 Dongmeng Road, Nanzha Street, Jiangyin City, Jiangsu Province, China. ZIP: 214405
Factory: Jiangsu Acrel Electrical MFG Co., Ltd. Email: sales@email.acrel.cn
Web-site: www.jsacrel.com

BRIEF INTRODUCTION

Company Profile

Acrel Co., Ltd. [Stock Code : 300286. SZ] is a high-tech enterprise concentrating on research, production, sales and services. It mainly provides systemic solutions of energy efficiency management and electrical safety for users. 'Acrel' is equipped with the complete production lines from cloud platform software to sensors. Until now, it has more than 1,4000 sets systemic solutions used in China to help users to realize energy visual management ,supply energy data services and improve electrical efficiency and safety. 'Acrel' has maintained steady growth since its listing in 2012. The company will adhere to the concept of 'innovation,high-efficiency,unity and honesty' and it provides more high-quality solutions,products and service for power system users and micro-grid.




Products Quotation and Selection Manual

Cloud Platform	1
1. Cloud Platform for Power IoT	1
Power Sensor	3
1. AKH-0.66 Series Measurement Current Transformer	3
2. AHKC Series Hall Sensor	25
3. BA Series Electrical Transducer	27
4. BD Series Electrical Transducer	28
5. BM Series Analog Signal Isolator	30
6. BR Series Rogowski Coil Current Transducer	34
Power Monitoring& Controlling	35
1. AMC Series Programmable Power Meter	35
2. PZ Series DC Power Analyzer	38
3. ARTU Series Remote Terminal Unit	40
4. ARD Series Smart Motor Protector	40
5. WHD Series Temperature&Humidity Controller	44
6. AM Series Protection Relay	45
7. ARTM Series Wireless Temperature Monitor	50
8. ASJ Series Earth Leakage Current Relay	52
Energy Management	53
1. APM Series Multifunction Power Meter	53
2. ADL Series Din Rail Energy Meter	55
3. ADL Series Prepayment Meter	57
4. ADF Series Multi-circuits Energy Meter	59
5. ADW Series IoT Power Meter	60
6. DJSF Series DC Energy Meter	63
New Energy	64
1. AGF-AE Series PV/Solar Inverter Energy Meter	64
2. AGF Series Solar String Monitoring Device	64
3. ACR10R-D Series PV/Solar Inverter Energy Meter	65
4. AEV Series Charging Piles	66
Smart Gateway	66
1. AWT Series IoT Smart Gateway	66
2. ANet Series Smart Gateway	68
Date Center/Tower/Base Station	69
1. AMC Series Data Center Monitor Module	69
2. DTSD Series Multi-Circuits Energy Meter	71
3. ADW350W Series Multi-Circuits Energy Meter	72
4. AMC Series Multi-Circuits DC Energy Meter	72
5. AMB Busway Monitoring Meter	72

Cloud Platform

1. Cloud Platform for Power IoT




Name	Specification/Type	Function	Unit	Price/USD
 Cloud Platform for Power IoT	IoT	Standard Version	Suit	25000
		Hosted Version	Point	45
	Power Collection Module	Suit	15000	
	Substation Maintenance Module	Suit	15000	
	Power Consumption Analysis Module	Suit	15000	
	1.Power Collection: Real-time Data Monitoring,Parameter Report,Historical Curve,Transformer Monitoring 2.Energy Consumption Analysis: Power Consumption Overview, YoY Analysis, MoM Analysis, Power Consumption Report, Collecting Report, Multi-rate Report, Energy Consumption Ranking, Loss Analysis, Energy Flow Direction 3. Prepaid Management: Account Management, Recharge Payment, Batch Operation of Electricity Meters, Comprehensive Report, Return Record Query, Account Cancellation Record 4. Lighting Management: Street lamp/lighting monitoring, Policy Management, Remote Control 5. Distributed PV : Power Station Monitoring, Inverter Monitoring, Power Station Energy Generation Statistics, Inverter Energy Generation Statistics 6. Power Quality: Harmonic Monitoring, 3-phase Unbalance Degree Monitoring 7. Additional Features: ① Alarm Management: Alarm Distribution, Alarm Processing, Alarm Classification, Alarm Push, Hierarchical Alarm ② System Logs: Operation Logs, Control Logs, and Login Logs ③ Topology Management: User-defined Measurement Systems, such as circuits, buildings, equipment, and areas ④ Equipment Debugging Platform: Remote Upgrade, Remote Configuration, Real-time Monitoring			
	Real-time Data Monitoring, Parameter Report, Historical Curve, Primary Wiring Diagram, Extreme Value Report			
Transformer Operation State Analysis, Energy Monthly Report Analysis, Power Data analysis, Power Quality Analysis, Power Analysis, Event Record, Substation Environmental Monitoring, Device Control, Device Inspection Management, Maintenance Inspection, User Report, Message Push				
Electricity, Water, Gas and other energy consumption statistics, Standard Coal Calculation, CO2 Emission Statistics, Multi-rate Electricity Consumption Statistics, YoY Analysis, Sequential Analysis, Lighting Socket/Air Conditioning/Power/Special Electricity Analysis, Branch/Regional/Department Energy Consumption Statistics, Energy Flow Diagram, Equipment Management; Alarm and Record;				


Name	Specification/Type	Function	Unit	Price/USD
 Cloud Platform for Power IoT	IoT	Prepaid Management Module	Suit	15000
		Lighting Management Module	Suit	15000
		Distributed PV Module	Suit	15000
		Power Quality Module	Suit	15000
		Extended Function	Suit	15000
			Suit	15000
Account Management, Electricity Sales Management, Water Sales Management, Electricity Meter Statistics Report, Water Meter Statistics Report, Personal Settings, Electricity Parameter Monitoring, Rent Charge Management, Property Charge Management, Shared Electricity Charge Management, Prepaid APP				
Street Lamp/Lighting Monitoring, Policy management, Remote Control, Electricity Analysis, Event Recording				
Power Station Monitoring, Inverter Monitoring, Power Station Energy Generation Statistics, Inverter Energy Generation Statistics, PV Configuration, Power Analysis, Event Recording, Maintenance Inspection, User Management, Authority Management				
Harmonic Monitoring, 3-phase Unbalance Degree Monitoring				
Visualization Platform: according to customers' industry characteristics and industry requirements, customers can draw the Data Visualization required by customers themselves				
Industrial Configuration: Users establish a monitoring network, display monitoring data through friendly HMI, and carry out remote control of equipment.				

Power Sensor



1.AKH-0.66 Series Measurement Current Transformer

> I Type

Shape	Type	Ratio(A)	Class&Burden(VA/Ω)			Turns	Busbar Type (mm)/QTY	Dia.(mm)	FOB Shanghai(USD)	
			Class 0.2	Class 0.5	Class 1				5A	1A
	30I	15/5(1)			1.5	5	/	Φ22	6	10
		20/5(1)			1.5	4				
		25/5(1)			1.5	3				
		30/5(1)			1.5	3				
		40/5(1)			1.5	2				
		50/5(1)			1.5	2				
		60/5(1)			1.5	2				
		75-100/5(1)			1.5	1				
		100/5(1)		1.5		1				
		150/5(1)		2.5		1				
		200/5(1)		2.5		1				
		250/5(1)		3.75		1				
		300/5(1)		5		1				
		400/5(1)		5		1				
		450/5(1)		5		1				
		500/5(1)		10		1				
		600/5		10		1				
			40I	10/5(1)						
15/5(1)					1.5	8				
20/5(1)					1.5	5				
25/5(1)					1.5	4				
30/5(1)					1.5	4				
40/5(1)					1.5	3				
50/5(1)					1.5	2				
60-75/5(1)					1.5	2				
100/5(1)					1.5	1				
150/5(1)				2.5		1				
200/5(1)				2.5		1				
250/5(1)				3.75		1				
300/5(1)				5		1				
400/5(1)				5		1				
450/5(1)				5		1				
500/5(1)				10		1				
600/5(1)				10		1				
750/5(1)				10		1				
800/5(1)		10		1						
1000/5(1)				1						
	60I	150/5(1)			2.5	1	60 × 10/1 60 × 6/1-2	Φ44	9	15
		200/5(1)		2.5		1				
		250/5(1)		2.5		1				
		300/5(1)		5		1				
		350/5(1)		5		1				
		400/5(1)		5		1				
		450/5(1)		5		1				
		500/5(1)		10		1				
		600/5(1)		10		1				
		700/5(1)		10		1				
		750/5(1)		10		1				
		1000/5(1)	10	10		1				

Shape	Type	Ratio(A)	Class&Burden(VA/Ω)			Turns	Busbar Type (mm)/QTY	Dia.(mm)	FOB Shanghai(USD)	
			Class 0.2	Class 0.5	Class 1				5A	1A
	60I	800/5(1)		10		1	60 × 10/1 60 × 6/1-2	Φ44	12	30
		1000/5(1)	10			1				
		1200/5(1)	10			1				
		1250/5(1)	10			1				
		1500/5(1)	20			1				
		1600/5(1)	20			1				
		2000/5(1)	20			1				
		2500/5(1)	30			1				
	80I	150/5(1)			2.5	1	80 × 10/1	Φ50	15	33
		200-250/5(1)		2.5		1				
		300/5(1)		5		1				
		400/5(1)		5		1				
		500/5(1)		10		1				
		600/5(1)		10		1				
		700-750/5(1)		10		1				
		800/5(1)		10		1				
		1000/5(1)	10			1				
		1200/5(1)	10			1				
		1250/5(1)	10			1				
		1500/5(1)	20							
		1600/5(1)	20							
		2000/5(1)	20							
		2500/5(1)	30							
		3000/5(1)	30							

> II Type

Shape	Type	Ratio(A)	Class&Burden(VA/Ω)			Turns	Busbar Type (mm)/QTY	FOB Shanghai(USD)						
			Class 0.2	Class 0.5	Class 1			5A	1A					
	30II	100/5(1)			1.5	1	30 × 10/1-2	9	11					
		150/5(1)			1.5	1								
		200/5(1)		1.5		1								
		250/5(1)		3.75		1								
		300/5(1)		5		1								
		350/5(1)		5		1								
		400/5(1)		5		1								
		450/5(1)		5		1								
		500/5(1)		10		1								
		600/5(1)		10		1								
			40II	100/5(1)						1.5	1	40 × 10/1-2	9	11
				150/5(1)						2.5	1			
				200/5(1)		2.5					1			
				250/5(1)		3.75					1			
				300/5(1)		5					1			
				350/5(1)		5					1			
				400/5(1)		5					1			
				450/5(1)		5					1			
500/5(1)				10		1								
600/5(1)				10		1								
750/5(1)				10		1								
800/5(1)				10		1								
1000/5(1)	10			1										

Shape	Type	Ratio(A)	Class&Burden(VA/Ω)			Turns	Busbar Type (mm)/QTY	FOB Shanghai(USD)				
			Class 0.2	Class 0.5	Class 1			5A	1A			
	50II	150/5(1)			2.5	1	50 × 10/1-2	9	14			
		200/5(1)		2.5		1		9	19			
		250/5(1)		2.5		1		9	21			
		300/5(1)		5		1		9	21			
		350/5(1)		5		1		9	24			
		400/5(1)		5		1		10	25			
		450/5(1)		5		1		10	26			
		500/5(1)		10		1		10	27			
		600/5(1)		10		1		11	28			
		700/5(1)		10		1		12	30			
		750/5(1)		10		1		12	30			
		800/5(1)		10		1		12	30			
		1000/5(1)	10			1		13	32			
		1200/5(1)	10			1		16	32			
		1250/5(1)	10			1		22	33			
1500/5(1)	20			1	22	33						
	60II	200-250/5(1)		2.5		1	60 × 10/1-2	11	26			
		300/5(1)		5		1		11	26			
		400/5(1)		5		1		11	26			
		500/5(1)		10		1		12	29			
		600/5(1)		10		1		12	30			
		750/5(1)		10		1		14	31			
		800/5(1)		10		1		14	31			
		1000/5(1)	10			1		17	33			
		1200/5(1)	10			1		18	33			
		1250/5(1)	10			1		23	35			
		1500/5(1)	20			1		23	36			
		1600/5(1)	20			1		28	39			
		2000/5(1)	20			1		28	39			
		2500/5(1)	30			1		33	44			
			60 × 50II	200-250/5(1)		2.5			1	60 × 10/1-3	12	31
300-450/5(1)				5		1	12	31				
500/5(1)				10		1	12	34				
600/5(1)				10		1	13	36				
750/5(1)				10		1	14	38				
800/5(1)				10		1	14	39				
1000/5(1)	10					1	16	42				
1200/5(1)	10					1	18	46				
1250/5(1)	10					1	19	48				
1500/5(1)	20					1	24	49				
2000/5(1)	20					1	28	55				
2500/5(1)	30					1	33	56				
	80II			200-250/5(1)		2.5		1	80 × 10/1-2		14	33
				300/5(1)		5		1			13	33
				400/5(1)		5		1			13	29
		500/5(1)		10		1	14	33				
		600/5(1)		10		1	16	35				
		750/5(1)		10		1	17	35				
		800/5(1)		10		1	17	36				
		1000/5(1)		10		1	20	38				
		1200/5(1)		10		1	22	39				
		1250/5(1)		10		1	25	40				
		1500/5(1)		20		1	25	40				
		1600/5(1)		20		1	28	41				
		2000/5(1)		20		1	28	42				
		2500/5(1)		30		1	32	44				
		3000/5(1)		30		1	35	46				

Shape	Type	Ratio(A)	Class&Burden(VA/Ω)			Turns	Busbar Type (mm)/QTY	FOB Shanghai(USD)				
			Class 0.2	Class 0.5	Class 1			5A	1A			
	80 × 50II	200-250/5(1)		1.5		1	80x10/1-3	19	41			
		300-450/5(1)		5		1		19	41			
		500-800/5(1)		10		1		19	41			
		1000/5(1)	10			1		22	43			
		1200/5(1)	10			1		26	46			
		1250/5(1)	10			1		26	48			
		1500/5(1)	20			1		28	49			
		1600/5(1)	20			1		32	56			
		2000/5(1)	20			1		32	56			
		2500/5(1)	30			1		35	62			
		3000/5(1)	30			1		39	68			
			100II	300-450/5(1)		5			1	100 × 10/1-2	28	38
				500-800/5(1)		10			1		28	38
				1000/5(1)	10				1		28	40
				1200/5(1)	10				1		29	41
1250/5(1)	10					1	30	42				
1500/5(1)	20					1	30	42				
1600/5(1)	20					1	31	44				
1800/5(1)	20					1	31	44				
2000/5(1)	20					1	31	44				
2500/5(1)	30					1	35	46				
3000/5(1)	30					1	39	47				
4000/5(1)	30					1	46	50				
	100 × 50II			300-450/5(1)		5		1	100 × 10/1-3		30	52
				500-800/5(1)		10		1			30	52
				1000-1250/5(1)	10			1			30	52
		1500/5(1)	20			1	34	52				
		2000/5(1)	20			1	34	59				
		2500/5(1)	30			1	37	65				
		3000/5(1)	30			1	40	71				
		4000/5(1)	30			1	48	78				
			100 × 80II	600-800/5(1)		10		1		100 × 10/1-4	34	62
				1000-1250/5(1)	10			1			34	62
				1500/5(1)	20			1			34	62
				2000/5(1)	20			1			38	69
				2500/5(1)	30			1			42	74
				3000/5(1)	30			1			46	80
				4000/5(1)	30			1			54	93
	120 × 50II			500-800/5(1)		10		1	120 × 10/1-3		34	57
				1000-1250/5(1)	10			1			34	57
				1500/5(1)	20			1			34	57
				1600/5(1)	20			1			34	57
				2000/5(1)	20			1			34	61
				2500/5(1)	30			1			37	64
				3000/5(1)	30			1			40	68
				3500/5(1)	30			1			47	76
		4000/5(1)	30			1	47	76				
		5000/5(1)	30			1	57	84				
			130 × 50II	600-800/5(1)		10		1		125 × 10/1-3 130 × 10/1-3 60 × 10/2-6	45	84
				1000-1250/5(1)	10			1			45	84
				1500/5(1)	20			1			45	84
				2000/5(1)	20			1			50	89
				2500/5(1)	30			1			54	94
3000/5(1)	30					1	59	99				
3500/5(1)	30					1	71	109				
4000/5(1)	30					1	71	109				
5000/5(1)	30					1	76	119				

Shape	Type	Ratio(A)	Class&Burden(VA/Ω)			Turns	Busbar Type (mm)/QTY	FOB Shanghai(USD)	
			Class 0.2	Class 0.5	Class 1			5A	1A
	120 × 80II	1000-1250/5(1)	10			1	120 × 10/1-4	39	79
		1500/5(1)	20			1		39	79
		2000/5(1)	20			1		43	84
		2500/5(1)	30			1		48	87
		3000/5(1)	30			1		52	91
		4000/5(1)	30			1		62	99
		5000/5(1)	30			1		74	107
	150 × 50II	1000-1250/5(1)	10			1	150x10/1-3	60	99
		1500/5(1)	20			1		60	99
		2000/5(1)	20			1		64	104
		2500/5(1)	30			1		69	109
		3000/5(1)	30			1		74	114
		4000/5(1)	30			1		85	124
		5000/5(1)	30			1		90	133
	170 × 100II	1500-2000/5(1)	15			1	170 × 10/1-5	76	119
		2500/5(1)	30			1		124	215
		3000/5(1)	30			1		140	230
		4000/5(1)	30			1		155	246
		5000/5(1)	30			1		171	263
	180 × 50II	1200-1250/5(1)	10			1	180 × 10/1-3	63	113
		1500-2000/5(1)	10			1		63	113
		2500/5(1)	30			1		68	117
		3000/5(1)	30			1		77	121
		4000/5(1)	30			1		85	129
	200 × 50II	1500-2000/5(1)	20			1	200 × 10/1-3	140	231
		2500-3000/5(1)	30			1		140	231
		4000/5(1)	30			1		147	241
		5000/5(1)	30			1		155	247
		6000/5(1)	30			1		245	263
	220 × 50II	1200-1250/5(1)	10			1	200 × 10/1-3 100 × 10/4-6	200	301
		1500-2000/5(1)	20			1		200	301
		2500-3000/5(1)	30			1		200	301
		4000/5(1)	30			1		213	310
		5000/5(1)	30			1		225	319
	260 × 50II	6000/5(1)	30			1	250 × 10/1-3 125 × 10/4-6	245	335
		6300/5(1)	30			1		245	335
		6000/5(1)	30			1		245	335
		6000/5(1)	30			1		245	335
		6300/5(1)	30			1		245	335

> III Type

Shape	Type	Ratio(A)	Class&Burden(VA/Ω)		Turns	Busbar Type (mm)/QTY	FOB Shanghai(USD)	
			Class 0.2	Class 0.5			5A	1A
	60III	200-300/5(1)		2.5	1	60 × 10/1-3	13	28
		400/5(1)		5	1		13	28
		500/5(1)		10	1		14	32
		600/5(1)		10	1		15	33
		750/5(1)		10	1		16	33
		800/5(1)		10	1		17	34
		1000/5(1)	10		1		18	36
		1500/5(1)	15		1		26	39
		2000/5(1)	20		1		29	39
		2500/5(1)	30		1		33	42

Shape	Type	Ratio(A)	Class&Burden(VA/Ω)			Turns	Busbar Type (mm)/QTY	FOB Shanghai(USD)	
			Class 0.2	Class 0.5	Class 1			5A	1A
	80III	300-400/5(1)		5		1	80 × 10/1-3	16	32
		500/5(1)		10		1		16	36
		600/5(1)		10		1		16	38
		750/5(1)		10		1		17	39
		800/5(1)		10		1		19	40
		1000/5(1)	10		1	21		42	
		1200/5(1)	15		1	24		42	
		1500/5(1)	15		1	27		44	
		2000/5(1)	20		1	31		46	
		2500/5(1)	30		1	34		48	
		3000/5(1)	30		1	38		49	
		600-800/5(1)		10		1		26	42
		1000/5(1)	10		1	28		44	
		1200/5(1)	15		1	30		44	
		1500/5(1)	15		1	31		46	
	100III	2000/5(1)	20		1	34	48		
		2500/5(1)	30		1	38	50		
		3000/5(1)	30		1	42	52		
		4000/5(1)	30		1	51	60		
		5000/5(1)	30		1	57	65		
	130III	2000/5(1)	20		1	44	71		
		2500/5(1)	30		1	46	77		
		3000/5(1)	30		1	50	82		
		4000/5(1)	30		1	57	92		
		5000/5(1)	30		1	68	102		
		6300/5(1)	30		1	86	114		
		125 × 10/1-3							

> M8 Type

Shape	Type	Ratio(A)	Class&Burden(VA/Ω)			Turns	Busbar Type (mm)/QTY	FOB Shanghai(USD)	
			Class 0.2	Class 0.5	Class 1			5A	1A
	M8	5/5(1)			2.5	Direct	/	10	13
		10/5(1)			2.5				
		15/5(1)			2.5				
		20/5(1)			2.5				
		25/5(1)			2.5				
		30/5(1)			2.5				
		40/5(1)			2.5				
		50/5(1)			2.5				
		60/5(1)			2.5				
		75/5(1)			2.5				
100/5(1)			2.5						
Double M8	5-100/5	1.5	1.5	1.5	Direct	/	41		

> Z Type

Shape	Type	Ratio(A)	Class&Burden(VA/Ω)			Dia.(mm)	FOB Shanghai(USD)
			Class 0.2	Class 0.5	Class 1		
	Z-3xΦ20	5-100/5			1.5VA	Φ20	14
		150/5		1.5VA			14
		200/5		2.5VA			14

Shape	Type	Ratio(A)	Class&Burden(VA/Ω)			Dia.(mm)	FOB Shanghai(USD)	
			Class 0.2	Class 0.5	Class 1			
	Z-3xΦ20	5-100/1		5	1.5Ω	Φ20	21	
		150/1		10			21	
		200/1		10			21	
		5-200/0.05		10			21	
	Z-3xΦ15	5-100/0.02	10Ω	10		Φ15	11	
	Z-3xΦ10	50/0.025	10Ω				Φ10	14
	Z-3xΦ35	100-150/5			2.5	Φ35		23
		200/5					23	
		250/5					23	
		300-450/5					27	
		500/5					27	
		600-800/5		10			30	
		1000-1250/5	10				32	
	Z-3xΦ35	100-150/1			2.5	Φ35	32	
		200/1					50	
		250/1	10				55	
		300-450/1					60	
		500/1					68	
		600-800/1					72	
		1000-1250/1	10				89	

> W Type

Shape	Type	Ratio(A)	Class&Burden(VA/Ω)		Dia.(mm)	FOB Shanghai(USD)	
			Class 0.2	Class 0.5			
	W-7	10-15A/20mA		10	φ7	2	
		20-60A/20mA	10		φ7	2	
	W-8	5-15A/20mA		10	φ8	3	
		20-60A/20mA	10		φ8	3	
	W-12	5-100A/20mA	10		φ12	4	
		W-12NY	(20-100)A/20mA	10		φ12	18
	W-20	(5-100)A/20mA	10		φ20	5	
		160A/20mA	10		φ20	6	
		200A/20mA	10		φ20	7	
		W-9N	50A/50mA	10		φ9	2
	W-9N-HB	50A/50mA	10		φ9	4	
	W-12N	100A/50mA	10		φ12	4	
	W-12N-HB	100A/50mA	10		φ12	6	
	W-9A	50A/50mA	10		φ9	7	
	W-9B	50A/50mA	10		φ15	7	
	W-15A	100A/50mA	10		φ15	8	
	W-15B	100A/50mA	10		φ15	8	
	W-20N	(50-100)A/50mA		10	20.5x10.5	9	
	W-30N	(200-400)A/50mA			31x13	15	
		W-45NY	400A/100mA	10		φ45	41
600A/100mA			10		φ45	44	

> EMS Type

Shape	Type	Ratio(A)	Class&Burden(VA/Ω)			VOC	Installation	FOB Shanghai(USD)	
			Class 0.2	Class 0.5	Class 1				
	EMS Type	50A/10mA	10			≤7.8V	DIN-Rail Mounting	8	
	EMS 63A terminal block	/	/	/	/	/	DIN-Rail Mounting	5	

> P Type

Shape	Type	Ratio(A)	Class&Burden(VA/Ω)			Turns	Busbar Type (mm)/QTY	FOB Shanghai(USD)				
			10P5	10P10	10P15			5A	1A			
	P-40II	200/5(1)	1.5	/	/	1	40 x 10/1-2	33				
		250-500/5(1)	2.5	/	/	1		33				
		600/5(1)	5	/	/	1		33				
	P-50II	250-300/5(1)	2.5	/	/	1	50 x 10/1-2	33				
		350-450/5(1)	5	/	/	1		33				
		500-600/5(1)	5	2.5	/	1		33				
	P-60II	250-300/5(1)	2.5	/	/	1	60 x 10/1-2	33				
		350-450/5(1)	5	/	/	1		33				
		500/5(1)	5	2.5	/	1		34				
		600/5(1)	5	2.5	/	1		37				
		750/5(1)	5	2.5	/	1		37				
		800/5(1)	5	2.5	/	1		42				
		1000/5(1)	10	5	2.5	1		45				
	P-60III	200/5(1)	5	/	/	1	60 x 10/1-2	33				
		250/5(1)	5	/	/	1		33				
		300/5(1)	5	2.5	/	1		33				
		400/5(1)	5	2.5	/	1		33				
		500/5(1)	5	2.5	/	1		34				
		600/5(1)	10	5	2.5	1		37				
		750/5(1)	10	5	2.5	1		37				
		800/5(1)	10	5	2.5	1		42				
		1000/5(1)	10	5	2.5	1		45				
		1200/5(1)	10	5	2.5	1		50				
		1250/5(1)	10	5	2.5	1		52				
		1500/5(1)	10	5	2.5	1		64				
			P-80II	500/5(1)	2.5	/		/	1	80 x 10/1-2	39	
				600/5(1)	2.5	/		/	1		40	
750/5(1)	2.5			/	/	1	47					
800/5(1)	2.5			/	/	1	49					
1000/5(1)	2.5			/	/	1	53					
1200/5(1)	2.5			/	/	1	60					
1250/5(1)	2.5			/	/	1	61					
1500/5(1)	5			2.5	/	1	67					
	P-80III			500/5(1)	5	2.5	/	1	80 x 10/1-3		39	
				600/5(1)	5	2.5	/	1			40	
		750/5(1)	10	5	/	1	47					
		800/5(1)	10	5	/	1	49					
		1000/5(1)	10	5	/	1	53					
		1200/5(1)	10	5	/	1	60					
		1250/5(1)	10	5	/	1	61					
		1500/5(1)	10	5	2.5	1	67					
		2000/5(1)	15	10	2.5	1	77					
		3000/5(1)	15	10	2.5	1	94					
	P-100III	600/5(1)	5	2.5	/	1	100 x 10/1-3	40				
		750/5(1)	10	5	/	1		47				
		800/5(1)	10	5	/	1		50				
		1000/5(1)	10	5	/	1		64				
		1200/5(1)	10	5	/	1		70				
		1250/5(1)	10	5	/	1		74				
		1500/5(1)	10	5	2.5	1		76				
		2000/5(1)	15	10	2.5	1		85				
		3000/5(1)	15	10	2.5	1		94				


Shape	Type	Ratio(A)	Class&Burden(VA/Ω)			Turns	Busbar Type (mm)/QTY	FOB Shanghai(USD)				
			Class 0.2	Class 0.5	Class 1			5A	1A			
	P-120III	750/5(1)	10	5	2.5	1	120 × 10/1-3	60	127			
		800/5(1)	10	5	2.5	1		65	130			
		1000/5(1)	15	10	2.5	1		70	134			
		1200/5(1)	15	10	5	1		75	152			
		1250/5(1)	15	10	5	1		77	163			
		1500/5(1)	20	10	5	1		80	167			
		2000/5(1)	20	10	5	1		89	175			
		2500/5(1)	30	15	5	1		98	184			
		3000/5(1)	30	15	5	1		106	196			
		4000/5(1)	30	15	2.5	1		127	216			
		5000/5(1)	30	15	2.5	1		152	230			
			P-130III	1000/5(1)	15	10		2.5	1	130 × 10/1-3	91	172
1200/5(1)	15			10	5	1	98	188				
1250/5(1)	15			10	5	1	104	194				
1500/5(1)	20			10	5	1	108	201				
2000/5(1)	20			10	5	1	114	206				
2500/5(1)	30			15	5	1	118	208				
125 × 10/1-3	3000/5(1)			30	15	5	1	123	217			
	4000/5(1)			30	15	2.5	1	140	225			
	5000/5(1)			30	15	2.5	1	167	250			
				P-60 × 50II	100/5(1)	2.5	/	/	1	60 × 10/1-2	63	87
					150/5(1)	2.5	/	/	1		63	87
					200/5(1)	5	/	/	1		65	96
300/5(1)		5	2.5		/	1	68	103				
400/5(1)		10	2.5		/	1	70	104				
500/5(1)		10	5		2.5	1	73	116				
600/5(1)		10	5		2.5	1	78	118				
800/5(1)		10	5		2.5	1	80	125				
1000/5(1)		15	10		5	1	95	130				
1250/5(1)		15	10		5	1	101	134				
1500/5(1)		15	10		5	1	104	139				
1600/5(1)		15	10		5	1	116	189				
	P-80 × 50II	2000/5(1)	15	10	5	1	80 × 10/1-2	116	189			
		200/5(1)	5	2.5	/	1		67	117			
		300/5(1)	5	2.5	/	1		70	128			
		400/5(1)	10	5	2.5	1		73	139			
		500/5(1)	10	5	2.5	1		79	143			
		600/5(1)	10	5	2.5	1		85	148			
		800/5(1)	15	10	5	1		88	158			
		1000/5(1)	15	10	5	1		100	168			
		1250/5(1)	15	10	5	1		103	177			
		1500/5(1)	15	10	5	1		108	183			
		2000/5(1)	15	10	5	1		116	189			
		2500/5(1)	20	15	5	1		127	196			
	P-100 × 50II	600/5(1)	10	5	2.5	1	100 × 10/1-2	94	158			
		800/5(1)	10	5	2.5	1		100	167			
		1000/5(1)	15	10	5	1		107	177			
		1250/5(1)	15	10	5	1		113	187			
		1500/5(1)	20	15	5	1		120	197			
		2000/5(1)	20	15	10	1		130	207			
		2500/5(1)	20	15	10	1		134	209			
		3000/5(1)	20	15	10	1		140	223			
	P-120 × 50II	4000/5(1)	20	15	10	1	120 × 10/1-3	164	217			
		600/5(1)	10	5	2.5	1		105	159			
		800/5(1)	10	5	2.5	1		110	169			
		1000/5(1)	15	10	5	1		117	182			
		1250/5(1)	15	10	5	1		131	189			

Shape	Type	Ratio(A)	Class&Burden(VA/Ω)			Turns	Busbar Type (mm)/QTY	FOB Shanghai(USD)					
			Class 0.2	Class 0.5	Class 1			5A	1A				
	P-120 × 50II	1500/5(1)	20	15	5	1	120 × 10/1-3	133	200				
		2000/5(1)	20	15	10	1		139	209				
		2500/5(1)	20	15	10	1		146	214				
		3000/5(1)	30	15	10	1		151	221				
		4000/5(1)	30	15	10	1		164	225				
		5000/5(1)	30	15	10	1		175	229				
			P-130 × 50II	600/5(1)	10	5		2.5	1	125 × 10/1-3	105	159	
				800/5(1)	10	5		2.5	1		110	169	
				1000/5(1)	15	10		5	1		117	182	
				1250/5(1)	15	10		5	1		131	189	
				1500/5(1)	20	15		5	1		133	200	
				2000/5(1)	20	15		10	1		139	209	
130 × 10/1-3	2500/5(1)			20	15	10	1	146	214				
	3000/5(1)			30	15	10	1	151	221				
	4000/5(1)			30	15	10	1	164	225				
	5000/5(1)			30	15	10	1	175	229				
				P-170 × 100II	1000/5(1)	10	5	2.5	1	160 × 10/1-3	128	184	
					1250/5(1)	15	5	1	1		137	195	
1500/5(1)		15	5		1	1	143	205					
2000/5(1)		15	5		1	1	152	214					
2500/5(1)		15	5		1	1	159	220					
3000/5(1)		20	5		1	1	163	225					
80 × 10/3-6		4000/5(1)	30		10	1	1	172	232				
		5000/5(1)	30		10	1	1	177	236				
			P-180 × 50II		1000/5(1)	15	10	5	1		180 × 10/1-3	135	218
					1250/5(1)	15	10	5	1			146	226
					1500/5(1)	15	10	5	1			152	233
					2000/5(1)	15	10	5	1			159	237
2500/5(1)	20			10	5	1	166	243					
3000/5(1)	20			10	5	1	175	248					
80 × 10/1-6	4000/5(1)			30	15	1	1	182	249				
	5000/5(1)			30	15	1	1	192	256				
				P-220 × 50II	1000/5(1)	15	5	2.5	1	220 × 10/1-3		145	221
					1250/5(1)	15	10	5	1			158	227
					1500/5(1)	15	10	5	1			168	232
					2000/5(1)	15	10	5	1			174	237
2500/5(1)		20	10		5	1	185	249					
3000/5(1)		20	10		5	1	192	254					
100 × 10/1-6		4000/5(1)	30		15	10	1	203	265				
		5000/5(1)	30		15	10	1	207	267				
		6300/5(1)	30		15	10	1	220	277				





➤ AKH-0.66P-I Type






Type	Ratio(A)	Class	Burden(Ω)	Overload	FOB Shanghai(USD)
P-40I	250A/50mA	0.5	5	10	14
P-40I	300A/100mA	0.5	5	10	14
P-60I	800A/100mA	0.5	5	10	32
P-80I	800A/100mA	0.5	5	10	32
P-80I	1000A/100mA	0.5	5	10	38

➤ AKH-0.66 P-M8 Type


Shape	Type	Ratio(A)	Class	Burden(VA/Ω)	FOB Shanghai(USD)
	P-M8	100-400/1	10P10	1	38
	P-Double M8	5-100/5 (1)	10P10	1.5	40





➤ S Type


Shape	Type	Ratio(A)	Class&Burden(VA/Ω)			Turns	Busbar Type (mm)/QTY	Dia. (mm)	FOB Shanghai(USD)	
			0.2/0.2	0.5/0.2	1/0.2				5A	1A
	S-30I	5/5(1)/0.02			2.5/0.02	15	/	Φ22	32	39
		10/5(1)/0.02			2.5/0.02	8			32	39
		15/5(1)/0.02			2.5/0.02	5			32	39
		20/5(1)/0.02			2.5/0.02	4			32	39
		25/5(1)/0.02			2.5/0.02	3			32	39
		30/5(1)/0.02			2.5/0.02	3			32	39
		40/5(1)/0.02			2.5/0.02	2			32	39
		50/5(1)/0.02			2.5/0.02	2			32	39
		60/5(1)/0.02			2.5/0.02	2			32	39
		75/5(1)/0.02			2.5/0.02	1			32	39
		80/5(1)/0.02			2.5/0.02	1			32	39
		100/5(1)/0.02			2.5/0.02	1			32	39
		150/5(1)/0.02		2.5/0.02		1			38	46
		200/5(1)/0.02		5.0/0.02		1			41	49
	S-40I	200/5(1)/0.02		5.0/0.02		1	40 x 10/1	Φ30	45	54
		250/5(1)/0.02		5.0/0.02		1			45	54
		300/5(1)/0.02		5.0/0.02		1			48	57
		400/5(1)/0.02		5.0/0.02		1			48	57
		500/5(1)/0.02		10/0.02		1			54	65
		600/5(1)/0.02		10/0.02		1			54	65
	S-50II	600/5(1)/0.02		10/0.02		1	50 x 10/1-2	/	65	77
		750/5(1)/0.02		10/0.02		1			65	77
		800/5(1)/0.02		10/0.02		1			65	77
		1000/5(1)/0.02	10/0.02			1			70	84
		1200/5(1)/0.02	10/0.02			1			70	84
		1250/5(1)/0.02	10/0.02			1			70	84
	S-60II	300/5(1)/0.02		5.0/0.02		1	60 x 10/1-2	/	49	59
		400/5(1)/0.02		5.0/0.02		1			49	59
		500/5(1)/0.02		10/0.02		1			56	66
		600/5(1)/0.02		10/0.02		1			56	66
		750/5(1)/0.02		10/0.02		1			65	79
		800/5(1)/0.02		10/0.02		1			65	79
		1000/5(1)/0.02	10/0.02			1			71	87

Shape	Type	Ratio(A)	Class&Burden(VA/Ω)			Turns	Busbar Type (mm)/QTY	Dia. (mm)	FOB Shanghai(USD)				
			0.2/0.2	0.5/0.2	1/0.2				5A	1A			
	S-60II	1200/5(1)/0.02	10/0.02		1	60 x 10/1-2	/	74	90				
		1250/5(1)/0.02	10/0.02		1			74	90				
		1500/5(1)/0.02	20/0.02		1			79	94				
		2000/5(1)/0.02	20/0.02		1			90	107				
	S-80II	600/5(1)/0.02		10/0.02	1	80 x 10/1-2	/	59	70				
		750/5(1)/0.02		10/0.02	1			68	80				
		800/5(1)/0.02		10/0.02	1			68	80				
		1000/5(1)/0.02	10/0.02		1			76	90				
		1200/5(1)/0.02	10/0.02		1			79	96				
		1250/5(1)/0.02	10/0.02		1			79	96				
		1500/5(1)/0.02	20/0.02		1			80	98				
		2000/5(1)/0.02	20/0.02		1			90	107				
		2500/5(1)/0.02	30/0.02		1			94	113				
		3000/5(1)/0.02	30/0.02		1			99	118				
	S-100II	1000/5(1)/0.02	10/0.02		1	100 x 10/1-3	/	84	102				
		1200/5(1)/0.02	10/0.02		1			87	105				
		1250/5(1)/0.02	10/0.02		1			90	108				
		1500/5(1)/0.02	20/0.02		1			93	113				
		2000/5(1)/0.02	20/0.02		1			99	119				
		2500/5(1)/0.02	30/0.02		1			102	122				
		3000/5(1)/0.02	30/0.02		1			112	133				
		4000/5(1)/0.02	30/0.02		1			115	138				
			S-120II	2000/5(1)/0.02	20/0.02				1	120 x 10/1-3	/	102	121
				2500/5(1)/0.02	20/0.02				1			105	124
3000/5(1)/0.02	30/0.02				1	112	133						
4000/5(1)/0.02	30/0.02				1	121	144						
5000/5(1)/0.02	30/0.02				1	129	154						
	S-200II	2000/5(1)/0.02	20/0.02		1	100 x 10/2-6	/	113	133				
		2500/5(1)/0.02	30/0.02		1			118	136				
		3000/5(1)/0.02	30/0.02		1			121	149				
		4000/5(1)/0.02	30/0.02		1			152	183				
		5000/5(1)/0.02	30/0.02		1			164	196				


➤ SM Type

Shape	Type	Ratio(A)	Class&Burden(Ω)			Turns	Busbar Type (mm)/QTY	Dia. (mm)	FOB Shanghai (USD)	
			0.2/0.5	0.5/0.5	1.0/1.0				5A	1A
	SM-50I	5/AC5A(1)/DC4-20mA			2.5/500	30	/	Φ40	53	54
		10/AC5A(1)/DC4-20mA			2.5/500	15			53	54
		15/AC5A(1)/DC4-20mA			2.5/500	10			53	54
		20/AC5A(1)/DC4-20mA			2.5/500	8			53	54
		25/AC5A(1)/DC4-20mA			2.5/500	6			53	54
		30/AC5A(1)/DC4-20mA			2.5/500	5			53	54

Shape	Type	Ratio(A)	Class&Burden(VA/Ω)			Turns	Busbar Type (mm)/QTY	Dia. (mm)	FOB Shanghai (USD)					
			0.2/0.5	0.5/0.5	1.0/1.0				5A	1A				
	SM-50II	40/AC5A(1)/DC4-20mA			2.5/500	4	/	Φ40	53	54				
		50/AC5A(1)/DC4-20mA			2.5/500	3			53	54				
		75/AC5A(1)/DC4-20mA			2.5/500	2			54	56				
		80/AC5A(1)/DC4-20mA			2.5/500	2			54	54				
		100/AC5A(1)/DC4-20mA			2.5/500	2			54	54				
		150/AC5A(1)/DC4-20mA			2.5/500	1			54	56				
		200/AC5A(1)/DC4-20mA		2.5/500		1			54	60				
		250/AC5A(1)/DC4-20mA		5.0/500		1			54	61				
		300/AC5A(1)/DC4-20mA		5.0/500		1			54	61				
		400/AC5A(1)/DC4-20mA		5.0/500		1			55	64				
		500/AC5A(1)/DC4-20mA		10/500		1			55	65				
		600/AC5A(1)/DC4-20mA		10/500		1			55	66				
		750/AC5A(1)/DC4-20mA		10/500		1			55	67				
		800/AC5A(1)/DC4-20mA		10/500		1			55	68				
		1000/AC5A(1)/DC4-20mA	10/500			1			56	69				
		1200/AC5A(1)/DC4-20mA	15/500			1			58	69				
			SM-60II	300/AC5A(1)/DC4-20mA		5.0/500				1	60 x 10/1-2	/	77	92
				400/AC5A(1)/DC4-20mA		5.0/500				1			78	93
500/AC5A(1)/DC4-20mA				10/500		1	78	96						
600/AC5A(1)/DC4-20mA				10/500		1	79	97						
750/AC5A(1)/DC4-20mA				10/500		1	80	97						
800/AC5A(1)/DC4-20mA				10/500		1	81	98						
1000/AC5A(1)/DC4-20mA	10/500					1	84	99						
1200/AC5A(1)/DC4-20mA	15/500					1	85	100						
1250/AC5A(1)/DC4-20mA	20/500					1	88	101						
1500/AC5A(1)/DC4-20mA	20/500					1	90	102						
2000/AC5A(1)/DC4-20mA	20/500					1	95	106						
	SM-80II			600/AC5A(1)/DC4-20mA		10/500		1	80 x 10/1-2	/			83	101
		750/AC5A(1)/DC4-20mA		10/500		1	84	102						
		800/AC5A(1)/DC4-20mA		10/500		1	85	103						
		1000/AC5A(1)/DC4-20mA	10/500			1	86	105						
		1200/AC5A(1)/DC4-20mA	15/500			1	89	106						
		1250/AC5A(1)/DC4-20mA	20/500			1	90	107						
		1500/AC5A(1)/DC4-20mA	20/500			1	92	107						
		2000/AC5A(1)/DC4-20mA	20/500			1	95	109						
		2500/AC5A(1)/DC4-20mA	30/500			1	98	110						
		3000/AC5A(1)/DC4-20mA	30/500			1	102	113						
			SM-100II	1000/AC5A(1)/DC4-20mA	10/500			1			100 x 10/1-2	/	95	105
				1200/AC5A(1)/DC4-20mA	15/500			1					95	106
1250/AC5A(1)/DC4-20mA	20/500					1	96	108						
1500/AC5A(1)/DC4-20mA	20/500					1	97	108						
2000/AC5A(1)/DC4-20mA	20/500					1	98	110						
2500/AC5A(1)/DC4-20mA	30/500					1	102	112						
3000/AC5A(1)/DC4-20mA	30/500					1	105	114						
4000/AC5A(1)/DC4-20mA	30/500					1	113	117						

Shape	Type	Ratio(A)	Class&Burden(VA/Ω)			Turns	Busbar Type (mm)/QTY	Dia. (mm)	FOB Shanghai (USD)	
			0.2/0.5	0.5/0.5	1.0/1.0				5A	1A
	SM-120II	2000/AC5A(1)/DC4-20mA	20/500			1	120 x 10/1-3	/	100	127
		2500/AC5A(1)/DC4-20mA	30/500			1			109	131
		3000/AC5A(1)/DC4-20mA	30/500			1			112	147
		4000/AC5A(1)/DC4-20mA	30/500			1			114	143
		5000/AC5A(1)/DC4-20mA	30/500			1			123	150
	SM-200II	2000/AC5A(1)/DC4-20mA	20/500			1	200 x 10/1-3	/	194	267
		2500/AC5A(1)/DC4-20mA	30/500			1			199	279
		3000/AC5A(1)/DC4-20mA	30/500			1			206	298
		4000/AC5A(1)/DC4-20mA	30/500			1			213	307
		5000/AC5A(1)/DC4-20mA	30/500			1			222	314
		6300/AC5A(1)/DC4-20mA	30/500			1	237	367		

➤ AKH-0.66L Type

Shape	Type	Rated Current	Ratio	Class	Dia.(mm)	FOB Shanghai(USD)
	L-35	16 ~ 100A	5A/5mA	0.5	Φ35	32
			5A/2mA	0.5		
	L-70	100 ~ 250A	5A/5mA	0.5	Φ70	48
			5A/2mA	0.5		
	L-105	250 ~ 400A	5A/5mA	0.5	Φ105	68
			5A/2mA	0.5		
	L-45	16 ~ 100A	5A/5mA	1	Φ46	21
	L-80	100 ~ 250A	5A/5mA	1	Φ81	24
	L-100	250 ~ 400A	5A/5mA	1	Φ100	35
	L-150	400 ~ 800A	5A/5mA	1	Φ150	47
	L-200	800 ~ 1500A	5A/5mA	1	Φ200	71
	L-80X50II	16 ~ 100A	5A/5mA	0.5	82x52	38
	L-100X50II	16 ~ 100A	5A/5mA	0.5	103x55	44
	L-130X50II	100 ~ 200A	5A/5mA	0.5	135x55	48
	L-150X130II	100 ~ 300A	5A/5mA	0.5	150x133	77
	L-180II	100 ~ 200A	5A/5mA	0.5	181x35	58
	L-200X50II	250 ~ 400A	5A/5mA	0.5	202x61	77
	L-260X100II	450 ~ 800A	5A/5mA	0.5	265x104	92
	L-170X30	100 ~ 200A	5A/5mA	1	172x34	68
	L-210X160	450 ~ 800A	5A/5mA	0.5	210x160	91
	L-260X160	450 ~ 800A	5A/2mA	0.5	260x160	92
	L-300X50	500 ~ 1000A	5A/2mA	0.5	300x50	115
	L-350X50	500 ~ 1000A	5A/2mA	0.5	350x50	125
	L-400X50	1000 ~ 1250A	5A/2mA	0.5	400x50	130
	L-400X160	1000 ~ 1250A	5A/2mA	0.5	400x160	167
	L-500X50	1500 ~ 2000A	5A/2mA	0.5	497x50	168
	L-650X50	2000 ~ 3000A	5A/2mA	0.5	655x50	188
	L-800X50	3000 ~ 5000A	5A/2mA	0.5	800x50	207
	L-780X160	3000 ~ 5000A	5A/2mA	0.5	780x160	232

Shape	Type	Rated Current	Ratio	Class	Dia.(mm)	FOB Shanghai(USD)
	L30KN	0-25A	1000mA/0.5mA	1	Φ30	20
	L45KN	16-150A	1000mA/0.5mA	1	Φ45	30
	L65KN	150-250A	1000mA/0.5mA	1	Φ65	32
	L80KN	250-300A	1000mA/0.5mA	1	Φ80	37
	L100KN	300-600A	1000mA/0.5mA	1	Φ100	47

➤ AKH-0.66G Type

Shape	Type	Ratio(A)	Class&Burden(VA/Ω)			Turns	Busbar Type (mm)/QTY	Dia. (mm)	FOB Shanghai(USD)									
			0.2	0.5S	0.2S				0.2	0.5S	0.2S							
	G-30I	10/5	2.5	1.5	1.5	15	/	Φ22	14	20	24							
		15/5	2.5	1.5	1.5	10												
		20/5	2.5	1.5	1.5	8												
		25/5	2.5	1.5	1.5	6												
		30/5	2.5	1.5	1.5	5												
		40/5	2.5	1.5	1.5	4												
		50/5	2.5	1.5	1.5	3												
		75/5	2.5	1.5	1.5	2												
		100/5	1.5	1.5	1.5	1												
		150/5	2.5	1.5	1.5	1												
		200-300A5	2.5	2.5	2.5	1												
		400-500/5	5	2.5	2.5	1												
		600/5	5	5	5	1												
			G-30x30I	5/5	2.5	2.5						2.5	16	/	Φ28	24	37	41
				10/5	2.5	2.5						2.5	8					
15/5	2.5			2.5	2.5	6												
20-25/5	2.5			2.5	2.5	4												
30/5	2.5			2.5	2.5	3												
40-75/5	2.5			2.5	2.5	2												
100-150/5	2.5			2.5	2.5	1												
200/5	5			5	3.75	1												
250-400/5	5			5	5	1												
	G-40I			200-300/5	2.5	2.5	2.5	1	/	Φ30	20	28	39					
		350-450/5	2.5	2.5	2.5	1												
		500-800/5	5	5	5	1												
	G-60I	250-450/5	2.5	2.5	2.5	1	/	Φ44	20	24	36							
		500-800/5	5	5	5	1												
		1000/5	/	5	5	1												
		1200-1250/5	/	15	10	1												
		1500/5	/	10	10	1												
		1600/5	/	10	10	1												
		2000/5	/	10	10	1												
		2500/5	/	20	20	1												
			G-80I	750/5	5	5						5	1	/	Φ50	27	35	44
				800/5	5	5						5	1					
1000/5	/			10	5	1												
1500-2000/5	/			15	10	1												
2500/5	/			20	20	1												
3000/5	/			20	20	1												

Shape	Type	Ratio(A)	Class&Burden(VA/Ω)			Turns	Busbar Type (mm)/QTY	Dia. (mm)	FOB Shanghai(USD)						
			0.2	0.5S	0.2S				0.2	0.5S	0.2S				
	G-40II	200-300/5	2.5	/	/	1	40 x 10/1-2	/	20	/	/				
		350-450/5	2.5	2.5	2.5	1			20	28	39				
		500-800/5	5	5	5	1			20	28	39				
			G-60II	250-400/5	2.5	2.5			2.5	1	60 x 10/1-2	/	22	27	36
				450-500/5	5	5			5	1			24	29	39
				600-800/5	5	5			5	1			27	30	41
				1000/5	/	5			5	1			/	34	42
				1200-1250/5	/	15			10	1			/	34	42
				1500/5	/	10			10	1			/	30	30
				1600/5	/	10			10	1			/	37	37
2000/5	/			10	10	1	/	37	37						
2500/5	/			20	20	1	/	42	42						
	G-60x50II			1500/5	/	10	10	1	60 x 10/1-3	/			/	31	31
		2000/5	/	10	10	1	/	37			37				
		2500/5	/	20	20	1	/	43			43				
			G-80II	750/5	5	5	5	1			80 x 10/1-2	/	29	37	45
800/5	5			5	5	1	29	37	45						
1000/5	/			5	5	1	/	37	45						
1200-2000/5	/			15	10	1	/	38	47						
2500/5	/			20	20	1	/	41	41						
3000/5	/			20	20	1	/	31	31						
	G-80x50II	1500/5	/	10	10	1	80 x 10/1-3	/	/	36	36				
		1600/5	/	10	10	1			/	41	41				
		2000/5	/	10	10	1			/	41	41				
		2500/5	/	20	20	1			/	46	46				
3000/5	/	20	20	1	/	51	51								
	G-100II	1000/5	/	5	5	1	100 x 10 /1-2	/	/	44	51				
		1200-2000/5	/	15	10	1			/	44	51				
		2500/5	/	20	20	1			/	46	46				
		3000/5	/	20	20	1			/	50	50				
	G-100x50II	4000/5	/	20	20	1	100 x 10 /1-3	/	/	60	60				
		1500/5	/	10	10	1			/	44	44				
		2000/5	/	10	10	1			/	44	44				
		2500/5	/	20	20	1			/	49	49				
3000/5	/	20	20	1	/	53	53								
4000/5	/	20	20	1	/	62	62								
	G-100x80II	1500/5	/	10	10	1	100 x 10 /1-4	/	/	45	45				
		2000/5	/	10	10	1			/	50	50				
		2500/5	/	20	20	1			/	55	55				
		3000/5	/	20	20	1			/	59	59				
4000/5	/	20	20	1	/	71	71								
	G-120x50II	1500/5	/	10	10	1	120 x 10 /1-3	/	/	44	44				
		2000/5	/	10	10	1			/	44	44				
		2500/5	/	20	20	1			/	48	48				

Shape	Type	Ratio(A)	Class&Burden(VA/Ω)			Turns	Busbar Type (mm)/QTY	Dia. (mm)	FOB Shanghai(USD)		
			0.2	0.5S	0.2S				0.2	0.5S	0.2S
	G-120×50 II	3000/5	/	20	20	1	120 × 10/1-3	/	/	52	52
		4000/5	/	20	20	1			/	62	62
		5000/5	/	20	20	1			/	74	74
	G-130×50 II	1500/5	/	10	10	1	130 × 10/1-3	/	/	59	59
		2000/5	/	10	10	1			/	65	65
		2500/5	/	20	20	1			/	71	71
		3000/5	/	20	20	1			/	77	77
		4000/5	/	20	20	1			/	92	92
	G-150×50 II	1500/5	/	10	10	1	150 × 10/1-3	/	/	78	78
		2000/5	/	10	10	1			/	84	84
		2500/5	/	20	20	1			/	90	90
		3000/5	/	20	20	1			/	96	96
		4000/5	/	20	20	1			/	111	111
	G-170×100 II	2500/5	/	20	20	1	170 × 10/3-6	/	/	161	161
		3000/5	/	20	20	1			/	182	182
		4000/5	/	20	20	1			/	202	202
	G-180×50 II	5000/5	/	20	20	1	180 × 10/1-3	/	/	222	222
		2500/5	/	20	20	1			/	88	88
		3000/5	/	20	20	1			/	100	100
	G-200×50 II	4000/5	/	20	20	1	200 × 10/1-3	/	/	111	111
		5000/5	/	20	20	1			/	124	124
		2500/5	/	20	20	1			/	182	182
	G-220×50 II	3000/5	/	20	20	1	100 × 10/4-6	/	/	182	182
		4000/5	/	20	20	1			/	191	191
		5000/5	/	20	20	1			/	202	202
	G-260×50 II	2500/5	/	20	20	1	250 × 10/1-3	/	/	261	261
		3000/5	/	20	20	1			/	261	261
		4000/5	/	20	20	1			/	277	277
		5000/5	/	20	20	1			/	293	293

> K Type

Shape	Type	Ratio(A)	Class	Burden(VA)	FOB Shanghai (USD)
	K-30 × 20	20-75/1	1	0.2	34
		100-150/5(1)	1	1	
		200/5(1)	1	1.5	
		250-300/5(1)	0.5	1.5	
		350-400/5(1)	0.5	2.5	

Shape	Type	Ratio(A)	Class	Burden(VA)	FOB Shanghai (USD)
	K-60 × 40	250-300/5 (1)	1	1.5	50
		350-450/5 (1)	0.5	1.5	
		500-800/5 (1)	0.5	2.5	
		1000-1250/5 (1)	0.5	5	
		1500-2000/5 (1)	0.5	10	
	K-80 × 40	300/5 (1)	1	1.5	58
		350-450/5 (1)	0.5	2.5	
		500-800/5 (1)	0.5	5.0	
		1000-2000/5 (1)	0.5	10	
		2500-3000/5 (1)	0.2	10	
	K-80 × 50	250-300/5 (1)	1	1.5	52
		400-450/5 (1)	0.5	1.5	
		500-800/5 (1)	0.5	2.5	
		1000/5 (1)	0.5	5	
	K-80 × 80	250-300/5 (1)	1	1.5	66
		400-450/5 (1)	0.5	1.5	
		500-800/5 (1)	0.5	2.5	
		1000/5 (1)	0.5	5	
	K-100 × 40	1000-2000/5 (1)	0.5	10	96
		2500-3000/5 (1)	0.2	10	
		4000-5000A/5 (1)	0.2	15	
	K-120 × 60	400-450/5 (1)	0.5	2.5	102
		500-800/5 (1)	0.5	5.0	
		1000-2000/5 (1)	0.5	10	
		2500-5000/5 (1)	0.2	10	
	K-120 × 80	500-800/5 (1)	0.5	2.5	74
		1000-1200/5 (1)	0.5	5	
		1250-1500/5 (1)	0.5	7.5	
	K-130 × 40	1000-2000/5 (1)	0.5	10	102
		2500-5000/5 (1)	0.2	10	
	K-130 × 60	1000-2000/5 (1)	0.5	10	148
		2500-6000/5 (1)	0.2	15	
		4000-5000/5 (1)	0.2	15	
	K-140 × 60	1000-2000/5 (1)	0.5	10	118
		2500-3000/5 (1)	0.2	10	
		4000-5000/5 (1)	0.2	15	
	K-160 × 80	1000-2000/5 (1)	0.5	10	132
		2500-3000/5 (1)	0.2	10	
		4000-5000/5 (1)	0.2	15	
	K-200 × 80	1000-2000/5 (1)	0.5	10	325
		2500-3000/5 (1)	0.2	10	
		4000-5000/5 (1)	0.2	15	
	K- φ 20	100A/20mA	1	15Ω	11
		200A/20mA	0.5	10Ω	
		300A/20mA	0.5	10Ω	

Shape	Type	Ratio(A)	Class&Burden(VA/Ω)		Turns	Dia (mm)	FOB Shanghai (USD)
			Class 0.5	Class 1			
	K-φ10	5A/1.67mA	10		1	Φ10	5
		5A/2.5mA	10		1	Φ10	
		10A/5mA	10		1	Φ10	
		40-50A/20mA	10		1	Φ10	
		80A/26.7mA	10		1	Φ10	
		(5-50)A/333mV		10	1	Φ10	6
	K-φ10N	5A/1.25mA	10		1	Φ10	23
		5A/2.5mA	10		1		
		(10-20) A/5mA	10		1		
		(40-60) A/20mA	10		1		
	K-φ16	120A/40mA	10		1	Φ16	7
		40-100A/20mA	10		1	Φ16	
		80A/32mA	10		1	Φ16	
		(40-100)A/333mV	10		1	Φ16	
	K-φ16N	(20-50) A/10mA	10		1	Φ16	29
		(40-100) A/20mA	10		1		
		100A/40mA	10		1		
	K-φ16-M ^{UL}	20-120A/50mA	10		1	Φ16	9
	K-φ24	60-200A/20mA	10		1	Φ24	11
		200A/40mA	10		1	Φ24	
		(60-200)A/333mV	10		1	Φ24	
		150-200/5(1)		1	1	Φ24	
		250-300/5(1)		1.5	1	Φ24	
	K-φ24N	(60-100) A/20mA	10		1	Φ24	47
		(100-250) A/40mA	10		1		
		400A/100mA	10		1		
	K-φ24-A ^{UL}	(150-200) A/5A		1	1	Φ24	15
		(250-300) A/5A		1.5	1		
	K-φ24-B ^{UL}	(150-200)A/1A		1	1	Φ24	15
		(250-300)A/1A		1.5	1		
	K-φ24-M ^{UL}	(100-300)A/40mA	10		1	Φ24	14
	K-φ36	400A/50mA	10		1	Φ36	17
		400A/40mA	10		1	Φ36	
		600A/75mA	10		1	Φ36	
		200-400A/20mA	10		1	Φ36	
		(100-600)A/333mV	10		1	Φ36	
		300-400/5(1)		1.5	1	Φ36	
		500-600/5(1)	1.5		1	Φ36	
	K-φ36N	(200-400) A/20mA	10		1	Φ36	70
		(300-600) A/100mA	10		1		
		400/40mA	10		1		
	K-φ50	600-700/5(1)	2.5		1	Φ50	27
		800-900/5(1)	5		1	Φ50	
		1000/5(1)	10		1	Φ50	

➤ K-P Type

Shape	Type	Ratio(A)	Class	Burden(VA)	FOB Shanghai(USD)		
	K-P-120 × 60	300-400/5(1)	5P10	2.5	142		
		450/5(1)	5P10	2.5	142		
		500/5(1)	5P10	3.75	142		
		600-800/5(1)	5P10	5.0	142		
		1000-1250/5(1)	5P10	7.5	146		
		1500-1600/5(1)	5P10	10	150		
		2000-3000/5(1)	5P10	15	170		
			K-P-160 × 80	500-800/5(1)	5P10	2.5	146
				1000-1500/5(1)	5P10	5.0	146
				2000/5(1)	5P10	10	173
2500-3000/5(1)	5P10			15	173		
	K-P-200 × 80	4000-5000/5(1)	5P10	20	200		
		500-800/5(1)	5P10	2.5	397		
		1000-1500/5(1)	5P10	5.0	397		
		2000/5(1)	5P10	10	426		
		2500-3000/5(1)	5P10	15	426		
		4000-5000/5(1)	5P10	20	453		

➤ K-L Type

Type	Function	FOB Shanghai(USD)
AKH-0.66K-L-160 × 80	Detection of low voltage residual current	132
AKH-0.66K-L-140 × 60		125
AKH-0.66K-L-120 × 80		110
AKH-0.66K-L-120 × 60		115
AKH-0.66K-L-80 × 80		88
AKH-0.66K-L-60 × 40		66

➤ K-S Type

Shape	Type	Ratio(A)	Class	Burden(VA/Ω)	FOB Shanghai (USD)
	K-S-50 × 30	500-600/5(1)/0.02	0.5/0.5	2.5/10	66
		800-1250/5(1)/0.02	0.5/0.5	5/10	
		1500/5(1)/0.02	0.5/0.5	10/10	

➤ H Type

Shape	Type	Ratio(A)	Class&Burden(VA)		Turns	Busbar Type (mm)/QTY	FOB Shanghai(USD)	
			10P10	10P15			5A	1A
	H-220x165	6000A/5(1)A	10	/	1	2x100x10/6-10	425	425
		10000A/5(1)A	20	15				485
	H-280x90	6000A/5(1)A	10	/	1	2x125x10/6-10	425	425
		10000A/5(1)A	20	15				485
		20000A/5A	20	20				545

➤ J Type

Shape	Type	Ratio(A)	Class&Burden(VA/Ω)			Turns	Busbar Type (mm)/QTY	Dia. (mm)	FOB Shanghai(USD)	
			Class 0.2	Class 0.5	Class 1				5A	1A
	J-30I	15/5(1)			1.5	8	/	Φ30	11	15
		20/5(1)			1.5	5			11	15
		25-30/5(1)			1.5	4			11	15
		40/5(1)			1.5	4			11	15
		50-75/5(1)			1.5	2			11	15
		100/5(1)			1.5	1			14	20
		150/5(1)			2.5	1			14	20
		200-250/5(1)		2.5		1			14	20
		300-450/5(1)		5		1			14	20
500-600/5(1)		10		1	14	20				
	J-40I	200-250/5(1)		2.5		1	40 x 10/1	Φ40	17	23
		300-450/5(1)		5		1			17	23
		500-800/5(1)		10		1			17	25
		1000-1250/5(1)	10			1			18	27
		1500/5(1)	15			1			18	32
	J-60II	200-250/5(1)		2.5		1	60 x 10/1-2	/	19	34
		300-450/5(1)		5		1			19	34
		500-800/5(1)		10		1			21	36
		1000-1250/5(1)	10			1			23	38
		1500-2000/5(1)	20			1			29	39
	J-80II	300-450/5(1)		2.5		1	80 x 10/1-2	/	23	37
		500-800/5(1)		10		1			26	38
		1000-1250/5(1)	10			1			28	40
		1500-2000/5(1)	20			1			36	43
	J-100II	2500-4000/5(1)	30			1	100 x 10/1-2	/	40	47
		300-450/5(1)		2.5		1			36	55
		500-800/5(1)		10		1			36	55
		1000-1250/5(1)	10			1			36	55
	J-120II	1500-2000/5(1)	20			1	120x10/1-2	/	42	62
		2500-4000/5(1)	30			1			48	65
		300-450/5 (1)		5		1			36	69
		500-800/5 (1)		10		1			36	69
		1000-1250/5 (1)	10			1			36	69
1500-2000/5 (1)	20			1	48	90				
2500-5000/5 (1)	30			1	57	120				

➤ AKH-3.3/P-φ Type

Type	Ratio(A)	Class	Burden(VA)	Overload	FOB Shanghai(USD)
P-Φ35	800/0.1	0.5	5	10	82
	150-200/5	0.5	2.5	/	82
	300-400/5	0.5	5	/	77

➤ L Type

Shape	Type	FOB Shanghai(USD)
	L-Φ80	106
	L-Φ100	112
	L-Φ120	120
	L-Φ150	182
	L-Φ180	230
	L-Φ200	260
	L-Φ240	290

➤ JDG4-0.5 PT

Shape	Type	Ratio (V)	Rated frequency (Hz)	Class&Burden(VA)		Limited Output (VA)	Rated Insulation (KV)	FOB Shanghai (USD)
				Class 0.5				
	JDG4-0.5	220/100	50-60	15	120	3	112	
		380/100						
		500/100						
		660/100						
		1140/100						

➤ Compressor

Shape	Type	Ratio	Class&Burden(VA/Ω)			Turns	Dia. (mm)	FOB Shanghai(USD)
			Class 0.2	Class 0.5	Class 1			
	Z-2 x Φ10	2.5A/5mA		10		1	Φ10	7
		5A/5mA		100		1		
		10A/10mA		100		1		
	Z-2 x Φ36	20A/20mA		10		1	Φ36	16
		40A/20mA		100		1		
		100A/20mA		100		1		

Shape	Type	Ratio	Class&Burden(VA/Ω)			Turns	Dia. (mm)	FOB Shanghai(USD)
			Class 0.2	Class 0.5	Class 1			
	Z-2 × Φ36	200A/40mA		100		1	Φ36	16
		400A/100mA		100		1		
		600A/100mA		100		1		

➤ AKH-0.66 K-52

Shape	Type	Ratio(A)	Class&Burden(VA/Ω)			Turns	FOB Shanghai(USD)
			Class 0.2	Class 0.5	Class 1		
	K-52	150-200/5(1)		1.5		1	77
		250-350/5(1)		2.5		1	
		400-600/5(1)		5		1	

➤ AKH-0.66 Z-3 × Φ75

Shape	Type	Ratio(A)	Class&Burden(VA/Ω)			Turns	Dia. (mm)	FOB Shanghai (USD)
			Class 0.2	Class 0.5	Class 1			
	Z-3 × Φ75	400/5		15		1	Φ75	122
		500/5		15		1		
		600/5		15		1		

2.AHKC Series Hall Sensor

Shape	Type	Rated Input	Rated Output	Measuring Aperture (mm)	Power Supply	FOB Shanghai (USD)
	AHKC-EKA	0~(50-500)A	5V/4V	Φ20	±15V	15
	AHKC-EKAA	DC0~(50-500)A	4-20mA	Φ20	12V/24V	15
	AHKC-EKDA	AC0~(50-500)A	4-20mA	Φ20	12V/24V	17
	AHKC-EKB	0~(200-1000)A	5V/4V	Φ40	±15V	29
	AHKC-EKBA	DC0~(200-1000)A	4-20mA	Φ40	12V/24V	29
	AHKC-EKBDA	AC0~(200-1000)A	4-20mA	Φ40	12V/24V	32

Shape	Type	Rated Input	Rated Output	Measuring Aperture (mm)	Power Supply	FOB Shanghai (USD)
	AHKC-EKC	0~(500-1500)A	5V/4V	Φ55	±15V	38
	AHKC-EKCA	DC0~(500-1500)A	4-20mA	Φ55	12V/24V	38
	AHKC-EKCDA	AC0~(500-1500)A	4-20mA	Φ55	12/24V	39
	AHKC-K	0~(400-2000)A	5V/4V	64x16	±15V	36
	AHKC-KAA	DC0~(400-2000)A	4-20mA	64x16	12V/24V	36
	AHKC-KDA	AC0~(400-2000)A	4-20mA	64x16	12V/24V	52
	AHKC-H	0~(500-3000)A	5V/4V	82x32	±15V	52
	AHKC-KA	0~(500-5000)A	5V/4V	104x36	±15V	126
	AHKC-HB	0~(2000-8000)A	5V/4V	132x52	±15V	182
	AHKC-HB	0~(10000-20000)A	5V/4V	132x52	±15V	366
	AHKC-HB	0~(25000-40000)A	5V/4V	132x52	±15V	1000
	AHKC-HBAA	DC0~(2000-8000)A	4-20mA	132x52	12V/24V	244
	AHKC-HBAA	DC0~(10000-20000)A	4-20mA	132x52	12V/24V	488
	AHKC-HBAA	DC0~(25000-40000)A	4-20mA	132x52	12V/24V	1330
	AHKC-HBDA	AC0~(2000-8000)A	4-20mA	132x52	12V/24V	244
	AHKC-HBDA	AC0~(10000-20000)A	4-20mA	132x52	12V/24V	488
	AHKC-E	0~(200-500)A	5V/4V	Φ20	±15V	12
	AHKC-EA	0~(200-1000)A	5V/4V	Φ40	+15V	31
	AHKC-EB	0~(500-1500)A	5V/4V	Φ60	+15V	52
	AHKC-LT	0~(100-800)A	5V/4V	Φ32.5	±15V	37
	AHKC-C	0~(100-800)A	5V/4V	31x13	±15V	17
	AHKC-BS	0~(50-500)A	5V/4V	20.5x10.5	±15V	10
	AHKC-BSA	DC0~(50-500)A	4-20mA	20.5x10.5	12V/24V	11
	AHKC-F	0~(200-1000)A	5V/4V	43x13	±15V	18
	AHKC-FA	0~(200-1500)A	5V/4V	52x15	±15V	36
	AHKC-HAT	0~(400-2000)A	5V/4V	52x32	±15V	53
	AHBC-LTA	100A-300A	50mA/100mA	Φ20	±15V	16
	AHBC-LT1005	1000A	200mA	/	±12V~±24V	126

Shape	Type	Rated Input	Rated Output	Measuring Aperture (mm)	Power Supply	FOB Shanghai (USD)
	AHBC-LF	2000A	400mA	/	±12V~±24V	200
	ACTDS-DV	100-1500V	4-20mA or 5V	/	12V/15V/24V	74
	AHVS-L100	50-2500V	50mA	/	±15V~±24V	92
	AHVS-LV	100-4000V	50mA	/	±15V~±24V	280
	AHLC-LTA	10mA-2A	5V	Φ20	±15V	13
	AHLC-EA	10mA-2A	5V	Φ40	±15V	24
	AHLC-EB	10mA-2A	5V	Φ60	±15V	38

3.BA Series Electrical Transducer


Shape	Type	Function	FOB Shanghai (USD)
	BA05-AI/I	In:AC0-10A;Out:4-20mA/0-20mA;Power supply:DC 24V/12V	31
	BA05-AI/V	In:AC0-10A;Out:1-5V/0-5V;Power supply:DC 24V/12V	31
	BA10-AI/I	In:AC0-50A;Out:4-20mA/0-20mA;Power supply:DC 24V/12V	35
	BA10-AI/V	In:AC0-50A;Out:1-5V/0-5V;Power supply:DC 24V/12V	35
	BA20-AI/I	In:AC0-200A;Out:4-20mA/0-20mA;Power supply:DC 24V/12V	40
	BA20-AI/V	In:AC0-200A;Out:1-5V/0-5V;Power supply:DC 24V/12V	40
	BA50-AI/I	In:AC0-600A;Out:4-20mA/0-20mA;Power supply:DC 24V/12V	44
	BA50-AI/V	In:AC0-600A;Out:1-5V/0-5V;Power supply:DC 24V/12V	44
	BA50L-AI/I	Measure leakage current, input current AC 0-1A,output 4-20mA or 0-20mA	67


Shap&Cut out	Type	Function	FOB Shanghai (USD)	Option&Price(USD)
	BA20(II)-AI/I	In:AC0-(0.5-200)A; Out:4-20mA/0-20mA; Power supply:DC24V/12V	31	/F: Split type+7 /C:RS485 (Modbus-RTU)+9 /T:True RMS measurement+14
	BA20(II)-AI/V	In:AC0-(0.5-200)A; Out:1-5V/0-5V; Power supply:DC24V/12V		
	BA50(II)-AI/I	In:AC0-(60-600)A; Out:4-20mA/0-20mA; Power supply:DC24V/12V	44	
	BA50(II)-AI/V	In:AC0-(60-600)A; Out:1-5V/0-5V; Power supply:DC24V/12V		
	BA50L(II)-AI/I	In:AC0-(0.1-1)A; Out:4-20mA/0-20mA; Power supply:DC24V/12V	66	
	BA50L(II)-AI/V	In:AC0-(0.1-1)A; Out:1-5V/0-5V; Power supply:DC24V/12V		

4.1.BD Series Electrical Transducer



Shape	Type	Function	FOB Shanghai (USD)	Option
	BD-AI	Input:AC 0-1/5A;Output:4-20mA;Power:AC/DC 85-270V	53	/C: 9
	BD-AV	Input:AC 0-100/300/500V;Output:4-20mA;Power:AC/DC 85-270V	53	/C: 9
	BD-DI	Input:DC4-20mA,0-20mA;Output:4-20mA or 0-5V; Power:AC/DC 85-270V or DC24V	82	/
	BD-DV	Input:DC0-10V,0-75mV;Output:4-20mA or 0-5V; Power:AC/DC 85-270V or DC24V	82	/
	BD-DV2	Input:DC0-10V,0-75mV;Output:4-20mA or 0-5V; Power:AC/DC 85-270V or DC24V	106	/
	BD-3I3	Input:3 phase AC 0-1/5A;Output:4-20mA;Power:AC/DC 85-270V	120	/C: 9
	BD-3(4)V3	3P3W/3P4W,Input:AC 0-120/300/500V;Output:4-20mA/0-5A; Power: AC/DC85-270V or DC24V	120	/C: 9
BD-3(4)P	3P3W/3P4W,Input:AC 0-1/5A,0-125/250/450V;Output:4-20mA; Power: AC/DC85-270V;1 channel analog output	136	/C: 9 /2M: 9 /3M: 18 /4M: 27	
BD-3P/Q/I	3P3W input,measuring P,Q;Power:AC/DC 85-270V; 3 channels analog output	160		
BD-4E	3P3W,measuring I,U,P,Q,F,PF,kWh,Kvarh,etc. 1 channel analog output, 2 channels energy impulse output,RS485(modbus-RTU)	215	/2M: 9 /3M: 18 /4M: 27	
BD-4EA	3P3W,measuring and displaying I,U,P,Q,F,PF,kWh,Kvarh,etc. 1 channel analog output,2 channels energy impulse output,RS485(modbus-RTU)	248		


4.2. BD100 Series Power Transducer

Shape	Item	Type	Function	FOB Shanghai (USD)	
	AC Current Transducer	BD100-AI/I-A11	Input:AC 0-1/5A;1 Channel Output:DC 0/4-20mA; Power:AC/DC 85~265V	45	
		BD100-AI/V-A11	Input:AC 0-1/5A;1 Channel Output:DC 0/1~5V or DC 0/2~10V; Power:AC/DC 85~265V	45	
	AC Voltage Transducer	BD100-AV/I-A11	Input:AC 0-100V/500V;1 Channel Output:DC 0/4-20mA; Power:AC/DC 85~265V	45	
		BD100-AV/V-A11	Input:AC 0-100V/500V;1 Channel Output:DC 0/1~5V or DC 0/2~10V; Power:AC/DC 85~265V	45	
	AC Current Transducer	BD100-AI/I-C12	Input:AC 0-1/5A;2 Channels Output:DC 0/4-20mA; Power:AC/DC 85~265V or DC 20V~35V	72	
		BD100-AI/V-C12	Input:AC 0-1/5A;2 Channels Output DC 0/1~5V or DC 0/2~10V; Power:AC/DC 85~265V or DC 20V~35V	72	
		BD100-AI/IC-C12	Input:AC 0-1/5A;1 Channel Output DC 0/4-20mA; 1 Channel RS485;Power:AC/DC 85~265V or DC 20V~35V	58	
		BD100-AI/VC-C12	Input:AC 0-1/5A;1 Channel Output DC 0/1~5V or DC 0/2~10V; 1 Channel RS485;Power:AC/DC 85~265V or DC 20V~35V	58	
	AC Voltage Transducer	BD100-AV/I-C12	Input:AC 0-100V/500V;2 Channels Output:DC 0/4-20mA; Power:AC/DC 85~265V or DC 20V~35V	72	
		BD100-AV/V-C12	Input:AC 0-100V/500V;2 Channels Output DC 0/1~5V or DC 0/2~10V; Power:AC/DC 85~265V or DC 20V~35V	72	
		BD100-AV/IC-C12	Input:AC 0-100V/500V;1 Channel Output DC 0/4-20mA; 1 Channel RS485;Power:AC/DC 85~265V or DC 20V~35V	58	
		BD100-AV/VC-C12	Input:AC 0-100V/500V;1 Channel Output DC 0/1~5V or DC 0/2~10V; 1 Channel RS485;Power:AC/DC 85~265V or DC 20V~35V	58	
	DC Current Transducer	DC Current Transducer	BD100-DI/I-C12	Input:DC 0-1/5A;2 Channels Output:DC 0/4-20mA; Power:AC/DC 85~265V or DC 20V~35V	72
			BD100-DI/V-C12	Input:DC 0-1/5A;2 Channels Output DC 0/1~5V or DC 0/2~10V; Power:AC/DC 85~265V or DC 20V~35V	72
			BD100-DI/IC-C12	Input:DC 0-1/5A;1 Channel Output DC 0/4-20mA; 1 Channel RS485;Power:AC/DC 85~265V or DC 20V~35V	58
			BD100-DI/VC-C12	Input:DC 0-1/5A;1 Channel Output DC 0/1~5V or DC 0/2~10V; 1 Channel RS485;Power:AC/DC 85~265V or DC 20V~35V	58
DC Voltage Transducer		BD100-DV/I-C12	Input:DC 0-100V/500V;2 Channels Output:DC 0/4-20mA; Power:AC/DC 85~265V or DC 20V~35V	72	
		BD100-DV/V-C12	Input:DC 0-100V/500V;2 Channels Output DC 0/1~5V or DC 0/2~10V; Power:AC/DC 85~265V or DC 20V~35V	72	
		BD100-DV/IC-C12	Input:DC 0-100V/500V;1 Channel Output DC 0/4-20mA; 1 Channel RS485;Power:AC/DC 85~265V or DC 20V~35V	58	
		BD100-DV/VC-C12	Input:DC 0-100V/500V;1 Channel Output DC 0/1~5V or DC 0/2~10V; 1 Channel RS485;Power:AC/DC 85~265V or DC 20V~35V	58	
AC power transducer	BD100-P/I-C12	Input:AC 0-5A&0-500V;2 Channels Output:DC 0/4-20mA; Power:AC/DC 85~265V or DC 20V~35V	72		
	BD100-P/V-C12	Input:AC 0-5A&0-500V;2 Channels Output DC 0/1~5V or DC 0/2~10V; Power:AC/DC 85~265V or DC 20V~35V	72		


Shape	Item	Type	Function	FOB Shanghai (USD)
		BD100-P/IC-C12	Input:AC 0-5A&0-500V;1 Channel Output DC 0/4-20mA; 1 Channel RS485;Power:AC/DC 85~265V or DC 20V~35V	58
		BD100-P/VC-C12	Input:AC 0-5A&0-500V;1 Channel Output DC 0/1~5V or DC 0/2~10V; 1 Channel RS485;Power:AC/DC 85~265V or DC 20V~35V	58
	Frequency transducer	BD100-F/I-C12	Input:AC 0-500V&45-65HZ;2 Channels Output DC 0/1~5V or DC 0/2~10V; Power:AC/DC 85~265V or DC 20V~35V	72
		BD100-F/V-C12	Input:AC 0-500V&45-65HZ;2 Channels Output DC 0/1~5V or DC 0/2~10V; Power:AC/DC 85~265V or DC 20V~35V	72
		BD100-F/IC-C12	Input:AC 0-500V&45-65HZ;1 Channel Output DC 0/4-20mA; 1 Channel RS485;Power:AC/DC 85~265V or DC 20V~35V	58
		BD100-F/VC-C12	Input:AC 0-500V&45-65HZ;1 Channel Output DC 0/1~5V or DC 0/2~10V; 1 Channel RS485;Power:AC/DC 85~265V or DC 20V~35V	58
	Power factor transducer	BD100-PF/I-C12	Input:Power factor;2 Channels Output DC 0/4-20mA; Power:AC/DC 85~265V or DC 20V~35V	72
		BD100-PF/V-C12	Input:Power factor;2 Channels Output DC 0/1~5V or DC 0/2~10V; Power:AC/DC 85~265V or DC 20V~35V	72
		BD100-PF/IC-C12	Input:Power factor;1 Channel Output DC 0/4-20mA; 1 Channel RS485;Power:AC/DC 85~265V or DC 20V~35V	58
		BD100-PF/VC-C12	Input:Power factor;1 Channel Output DC 0/1~5V or DC 0/2~10V; 1 Channel RS485;Power:AC/DC 85~265V or DC 20V~35V	58


5.1. BM Series Analog Signal Isolator

Shape	Type	Function	FOB Shanghai (USD)
 	BM-AI/IS	Input: AC 0-1/5A;Output:DC 4-20mA;Powered by output	60
	BM-DI/I	Input: DC 4-20mA;Output:4-20mA;Power:DC24V	90
	BM-DI/V	Input: DC 0-20/4-20mA;Output:0-5/0-10V;Power:DC24V	90
	BM-DI/IS	Input: DC 0-1/0-20/4-20mA;Output:4-20mA;Powered by output	60
	BM-DIS/I	Input: DC 4-20mA;Output:4-20mA;Powered by input	60
	BM-AV/IS	Input: AC 0-125/250/450V;Output:DC 4-20mA;Powered by output	60
	BM-DV/I	Input:DC 0-5/0-10V;Output:4-20mA;Power:DC24V	90


Shape	Type	Function	FOB Shanghai (USD)
	BM-DV/V	Input:DC 0-5/0-10V;Output:0-5/0-10V;Power:DC24V	90
	BM-DV/IS	Input:DC 0-5/0-10V;Output:4-20mA;Power:DC24V	60
	BM-DI/VI	Input:DC 0-20/4-20mA;Output:4-20mA/0-5V;Power:DC24V	120
	BM-DV/II	Input:DC 0-20/4-20mA;Output:2 channels 4-20mA;Power:DC24V	106
	BM-DV/VI	Input:DC 0-5/0-10V;Output:4-20mA/0-5V;Power:DC24V	120
	BM-DI/II	Input: DC 4-20mA;Output:2 channels 2-20mA;Power:DC24V	106
	BM-TR/IS	Input:PT100 ;Output:4-20mA;Powered by output	80
	BM-R/IS	Input:0-100/1K/5K/10KΩ ;Output:4-20mA;Powered by output	80
	BM-VR/IS	Input:0-35Ω potentiometer;Output:4-20mA;Powered by output	97

5.2.BM100 Series Signal Isolator



Shape	Item	Type	Function	FOB Shanghai (USD)
	Current Input Signal Isolator	BM100-DIS/I-B11	Input:DC 4-20mA;1 Channel Output:DC 4-20mA;Powered by input	36
		BM100-DIS/I-B22	Input:DC 4-20mA;2 Channels Output:DC 4-20mA;Powered by input	48
		BM100-DI/IS-B11	Input:DC 4-20mA;1 Channel Output:DC 4-20mA;Powered by output	38
		BM100-DI/IS-B22	Input:DC 4-20mA;2 Channels Output:DC 4-20mA;Powered by output	52
		BM100-DI/I-B11	Input:DC 0/4-20mA;1 Channel Output:DC 0/4-20mA; Power:DC 20V~35V	63
		BM100-DI/V-B11	Input:DC 0/4-20mA;1 Channel Output:DC 0/1~5V or DC 0/2~10V; Power:DC 20V~35V	63
		BM100-DI/I-C11	Input:DC 0/4-20mA;1 Channel Output:DC 0/4-20mA; Power:AC/DC 85~265V	70
		BM100-DI/V-C11	Input:DC 0/4-20mA;1 Channel Output:DC 0/1~5V or DC 0/2~10V; Power:AC/DC 85~265V	70
		BM100-DI/I-C12	Input:DC 0/4-20mA;2 Channels Output:DC 0/4-20mA; Power:AC/DC 85~265V or DC 20V~35V	97
		BM100-DI/V-C12	Input:DC 0/4-20mA;2 Channels Output:DC 0/1~5V or DC 0/2~10V; Power:AC/DC 85~265V or DC 20V~35V	97

Shape	Item	Type	Function	FOB Shanghai (USD)	
	Voltage Input Signal Isolator	BM100-DI/I-C22	2 Channels Input:DC 0/4-20mA;2 Channels Output:DC 0/4-20mA; Power:AC/DC 85~265V or DC 20V~35V	110	
		BM100-DI/V-C22	2 Channels Input:DC 0/4-20mA;2 Channels Output:DC 0/1~5V or DC 0/2~10V;Power:AC/DC 85~265V or DC 20V~35V	110	
		BM100-DV/I-B11	Input:DC 0/1~5V or DC 0/2~10V;1Channel Output:DC 0/4-20mA; Power:DC 20V~35V	70	
		BM100-DV/V-B11	Input:DC 0/1~5V or DC 0/2~10V;1 Channel Output:DC 0/1~5V or DC 0/2~10V;Power:DC 20V~35V	70	
		BM100-DV/I-C11	Input:DC 0/1~5V or DC 0/2~10V;1 Channel Output:DC 0/4-20mA; Power:AC/DC 85~265V	70	
		BM100-DV/V-C11	Input:DC 0/1~5V or DC 0/2~10V;1 Channel Output:DC 0/1~5V or DC 0/2~10V;Power:AC/DC 85~265V	70	
		BM100-DV/I-C12	Input:DC 0/1~5V or DC 0/2~10V;1 Channel Output:DC 0/4-20mA; Power:DC 20V~35V	97	
		BM100-DV/V-C12	Input:DC 0/1~5V or DC 0/2~10V;1Channel Output:DC 0/1~5V or DC 0/2~10V;Power:DC 20V~35V	97	
		BM100-DV/I-C22	Input:DC 0/1~5V or DC 0/2~10V;1Channel Output:DC 0/4-20mA; Power:DC 20V~35V	112	
		BM100-DV/V-C22	Input:DC 0/1~5V or DC 0/2~10V;1Channel Output: DC 0/1~5V or DC 0/2~10V;Power:DC 20V~35V	112	
		Thermal Resistance Input Signal Isolator	BM100-TR/I-B11	Input:PT100;1 Channel Output:DC 0/4-20mA; Power:DC 20V~35V	78
			BM100-TR/V-B11	Input:PT100;1 Channel Output:DC 0/1~5V or DC 0/2~10V; Power:DC 20V~35V	78
	BM100-TR/I-C12		Input:PT100;2 Channels Output:DC 0/4-20mA; Power:DC 20V~35V	112	
	BM100-TR/V-C12		Input:PT100;2 Channels Output:DC 0/1~5V or DC 0/2~10V; Power:DC 20V~35V	112	
	BM100-TR/I-C22		2 Channels Input:PT100;2 Channels Output:DC 0/4-20mA; Power:DC 20V~35V	126	
	BM100-TR/V-C22		2 Channels Input:PT100;2 Channels Output:DC 0/1~5V or DC 0/2~10V;Power:DC 20V~35V	126	
	Potentiometer Input Signal Isolator	BM100-VR/I-B11	Input:0-5/10kΩ Potentiometer;1 Channel Output:DC 0/4-20mA; Power:DC 20V~35V	78	
		BM100-VR/V-B11	Input:0-5/10kΩ Potentiometer;1 Channel Output:DC 0/1~5V or DC 0/2~10V;Power:DC 20V~35V	78	
BM100-VR/I-C12		Input:0-5/10kΩ Potentiometer;2 Channels Output:DC 0/4-20mA; Power:DC 20V~35V	112		
BM100-VR/V-C12		Input:0-5/10kΩ Potentiometer;2 Channels Output:DC 0/1~5V or DC 0/2~10V;Power:DC 20V~35V	112		
BM100-VR/I-C22		2 Channels Input:0-5/10kΩ Potentiometer;2 Channels Output: DC 0/4-20mA;Power:DC 20V~35V	126		
BM100-VR/V-C22		2 Channels Input:0-5/10kΩ Potentiometer;2 Channels Output: DC 0/1~5V or DC 0/2~10V;Power:DC 20V~35V	126		

5.3.BM200 Series Signal isolation barrier

Shape	Item	Type	Function	FOB Shanghai (USD)
	Current Input Signal Isolation Barrier	BM200-DI/I-B11	Input:DC 0/4-20mA;1 Channel Output:DC 0/4-20mA; Power:DC 20V~35V	67
		BM200-DI/I-C12	Input:DC 0/4-20mA;2 Channels Output:DC 0/4-20mA; Power:DC 20V~35V	116
		BM200-DI/I-C22	2 Channels Input:DC 0/4-20mA;2 Channels Output:DC 0/4-20mA; Power:DC 20V~35V	122
	Voltage Input Signal Isolation Barrier	BM200-DV/I-B11	Input:DC 0/1~5V or DC 0/2~10V;1 Channel Output:DC 0/4-20mA; Power:DC 20V~35Vt	75
		BM200-DV/V-B11	Input:DC 0/1~5V or DC 0/2~10V;1 Channel Output:DC 0/1~5V or DC 0/2~10V;Power:DC 20V~35V	75
		BM200-DV/I-C22	2 Channels Input:DC 0/1~5V or DC 0/2~10V;2 Channels Output:DC 0/4-20mA;Power:DC 20V~35V	135
		BM200-DV/V-C22	2 Channels Input:DC 0/1~5V or DC 0/2~10V;2 Channels Output:DC 0/1~5V or DC 0/2~10V;Power:DC 20V~35V	135
	Thermal Resistance Input Signal Isolation Barrier	BM200-TR/I-B11	Input:PT100;1 Channel Output:DC 0/4-20mA; Power:DC 20V~35V	88
		BM200-TR/V-B11	Input:PT100;1 Channel Output:DC 0/1~5V or DC 0/2~10V; Power:DC 20V~35V	88
		BM200-TR/I-C12	Input:PT100;2 Channels Output:DC 0/4-20mA; Power:DC 20V~35V	129
		BM200-TR/V-C12	Input:PT100;2 Channels Output:DC 0/1~5V or DC 0/2~10V; Power:DC 20V~35V	129
		BM200-TR/I-C22	2 Channels Input:PT100;2 Channels Output:DC 0/4-20mA; Power:DC 20V~35V	149
		BM200-TR/V-C22	2 Channels Input:PT100;2 Channel Output:DC 0/1~5V or DC 0/2~10V;Power:DC 20V~35V	149
	Potentiometer Input Signal Isolation Barrier	BM200-VR/I-B11	1 channel Input:0-5/10kΩ Potentiometer; 1 Channel Output:DC 0/4-20mA;Power:DC 20V~35V	88
		BM200-VR/V-B11	1 channel Input:0-5/10kΩ Potentiometer; 1 Channel Output:DC 0/1~5V or DC 0/2~10V;Power:DC 20V~35V	88
		BM200-VR/I-C12	1 channel Input:0-5/10kΩ Potentiometer; 2 Channels Output:2 mutually independent DC 0/4-20mA	129
		BM200-VR/V-C12	1 channel Input:0-5/10kΩ Potentiometer; 2 Channels Output:2 mutually independent DC 0/1~5V or 0/2~10V	129
		BM200-VR/I-C22	2 Channels Input:0-5/10kΩ Potentiometer; 2 Channels Output:2 mutually independent DC 0/4-20mA	149
BM200-VR/V-C22		2 Channels Input:0-5/10kΩ Potentiometer; 2 Channels Output:2 mutually independent DC 0/1~5V or 0/2~10V	149	

6.BR Series Rogowski Coil Current Transducer



Shape	Type	Function	Length(mm)	FOB Shanghai (USD)
	BR-AI	In:AC200-1000A;Out:DC4-20mA;Power supply:DC24V	350	197
		In:AC1200-2000A;Out:DC4-20mA;Power supply:DC24V	370	222
		In:AC2500-5000A;Out:DC4-20mA;Power supply:DC24V	450	265
		In:AC6300-20000A;Out:DC4-20mA;Power supply:DC24V	600	442
 3 pcs Rogowski CT for 1 set	BR-90	In:AC1000A;Out:200mV	300	171
		In:AC1000A;Out:333mV		228
	BR-150	In:AC2000A;Out:200mV	500	171
		In:AC3000A;Out:200mV		228
		In:AC3000A;Out:333mV		257
		In:AC4000A;Out:200mV		228
		In:AC5000A;Out:200mV		257
		In:AC6000A;Out:200mV		257




Note: Price here for BR-90 and BR-150 series Rogowski CT specifically was for 1 set which conclude 3 separate Rogowski CTs for 1 set.

Power Monitoring & Controlling




1.AMC Series Programmable Power Meter

> AC Ammeter/Voltmeter



Shape & Cut-out	Type	Function	FOB Shanghai (USD)	Option	Module Price (USD)	Option Group (USD)	
 Panel size: 49x49mm Cut out: 45x45mm Depth: 93mm	AMC48-AI	<ul style="list-style-type: none"> Single phase ammeter Display: LED Input: AC 1A or 5A 	20	/C: RS485(Modbus-RTU)	6	/	
		<ul style="list-style-type: none"> Single phase ammeter Display: LCD Input: AC 1A or 5A 		/M: 1 analog output (programmable 4-20mA)	6		
	AMC48L-AI	<ul style="list-style-type: none"> Single phase ammeter Display: LCD Input: AC 1A or 5A 	35	/C: RS485(Modbus-RTU)	6		/
		<ul style="list-style-type: none"> Single phase ammeter Display: LED Input: AC 1A or 5A 		/M: 1 analog output (programmable 4-20mA)	6		
AMC48-AI3	<ul style="list-style-type: none"> Three phase ammeter Display: LED Input: AC 1A or 5A 	29	/	/	/		
AMC48L-AI3	<ul style="list-style-type: none"> Three phase ammeter Display: LCD Input: AC 1A or 5A 	44	/	/	/		
 Panel size: 49x49mm Cut out: 45x45mm Depth: 93mm	AMC48-AV	<ul style="list-style-type: none"> Single phase voltmeter Display: LED Input: AC 100V, 220V or 380V 	20	/C: RS485(Modbus-RTU)	6	/	
		<ul style="list-style-type: none"> Single phase voltmeter Display: LCD Input: AC 100V, 220V or 380V 		/M: 1 analog output (programmable 4-20mA)	6		
	AMC48L-AV	<ul style="list-style-type: none"> Single phase voltmeter Display: LCD Input: AC 100V, 220V or 380V 	35	/C: RS485(Modbus-RTU)	6		/
		<ul style="list-style-type: none"> Single phase voltmeter Display: LCD Input: AC 100V, 220V or 380V 		/M: 1 analog output (programmable 4-20mA)	6		
AMC48-AV3	<ul style="list-style-type: none"> Three phase voltmeter Display: LCD Input: AC 100V, 220V or 380V 	29	/	/	/		
AMC48L-AV3	<ul style="list-style-type: none"> Three phase voltmeter Display: LCD Input: AC 100V, 220V or 380V 	44	/	/	/		
 Panel size: 75x75mm Cut out: 67x67mm Depth:94.3mm	AMC72-AI	<ul style="list-style-type: none"> Single phase ammeter Display: LED Input: AC 1A or 5A 	23	/C: RS485(Modbus-RTU)	6	1.KC 2.CJM	
				/M: 1 analog output (programmable 4-20mA)	6		
				/K: 2DI/2DO	6		
	AMC72L-AI	<ul style="list-style-type: none"> Single phase ammeter Display: LCD Input: AC 1A or 5A 	38	/C: RS485(Modbus-RTU)	6	1.KC 2.CJM	
				/M: 1 analog output (programmable 4-20mA)	6		
				/K: 2DI/2DO	6		
	AMC72-AI3	<ul style="list-style-type: none"> Three phase ammeter Display: LED Input: AC 1A or 5A 	37	/C: RS485(Modbus-RTU)	6	1.KC 2.CJM	
				/M: 1 analog output (programmable 4-20mA)	6		
				/K: 2DI/2DO	6		
	AMC72L-AI3	<ul style="list-style-type: none"> Three phase ammeter Display: LCD Input: AC 1A or 5A 	50	/C: RS485(Modbus-RTU)	6	1.KC 2.CJM	
				/M: 1 analog output (programmable 4-20mA)	6		
				/K: 2DI/2DO	6		
				/J: alarm	6		

Shape & Cut-out	Type	Function	FOB Shanghai (USD)	Option	Module Price (USD)	Option Group (USD)
 Panel size: 75x75mm Cut out: 67x67mm Depth:94.3mm	AMC72-AV	<ul style="list-style-type: none"> Single phase voltmeter Display: LED Input: AC 100V, 220V or 380V 	23	/C: RS485(Modbus-RTU)	6	1.KC 2.CJM
				/M: 1 analog output (programmable 4-20mA)	6	
				/K: 2DI/2DO	6	
	AMC72L-AV	<ul style="list-style-type: none"> Single phase voltmeter Display: LCD Input: AC 100V, 220V or 380V 	38	/C: RS485(Modbus-RTU)	6	1.KC 2.CJM
				/M: 1 analog output (programmable 4-20mA)	6	
				/K: 2DI/2DO	6	
	AMC72-AV3	<ul style="list-style-type: none"> Three phase voltmeter Display: LED Input: AC 100V, 220V, 380V or 660V 	37	/C: RS485(Modbus-RTU)	6	1.KC 2.CJM
				/M: 1 analog output (programmable 4-20mA)	6	
				/K: 2DI/2DO	6	
	AMC72L-AV3	<ul style="list-style-type: none"> Three phase voltmeter Display: LCD Input: AC 100V, 220V, 380V or 660V 	50	/C: RS485(Modbus-RTU)	6	1.KC 2.CJM
				/M: 1 analog output (programmable 4-20mA)	6	
				/K: 2DI/2DO	6	
				/J: alarm	6	
 Panel size: 96x96mm Cut out: 88x88mm Depth:77.8mm	AMC96-AI	<ul style="list-style-type: none"> Single phase ammeter Display: LED Input: AC 1A or 5A 	40	/C: RS485(Modbus-RTU)	6	1.KC 2.CJM
				/M: 1 analog output (programmable 4-20mA)	6	
				/K: 2DI/2DO	6	
	AMC96L-AI	<ul style="list-style-type: none"> Single phase ammeter Display: LCD Input: AC 1A or 5A 	55	/C: RS485(Modbus-RTU)	6	1.KC 2.CJM
				/M: 1 analog output (programmable 4-20mA)	6	
				/K: 2DI/2DO	6	
	AMC96-AI3	<ul style="list-style-type: none"> Three phase ammeter Display: LED Input: AC 1A or 5A 	44	/C: RS485(Modbus-RTU)	6	1.KC 2.CJM 3.3M+C
				/M: 1 analog output (programmable 4-20mA)	6	
				/K: 2DI/2DO	6	
	AMC96L-AI3	<ul style="list-style-type: none"> Three phase ammeter Display: LCD Input: AC 1A or 5A 	60	/C: RS485(Modbus-RTU)	6	1.KC 2.CJM 3.3M+C
				/M: 1 analog output (programmable 4-20mA)	6	
				/K: 2DI/2DO	6	
				/J: alarm	6	
 Panel size: 96x96mm Cut out: 92x92mm Depth:77.8mm	AMC96-AV	<ul style="list-style-type: none"> Single phase voltmeter Display: LED Input: AC 100V, 220V or 380V 	40	/C: RS485(Modbus-RTU)	6	1.KC 2.CJM
				/M: 1 analog output (programmable 4-20mA)	6	
				/K: 2DI/2DO	6	
	AMC96L-AV	<ul style="list-style-type: none"> Single phase voltmeter Display: LCD Input: AC 100V, 220V or 380V 	55	/C: RS485(Modbus-RTU)	6	1.KC 2.CJM
				/M: 1 analog output (programmable 4-20mA)	6	
				/K: 2DI/2DO	6	
	AMC96-AV3	<ul style="list-style-type: none"> Three phase voltmeter Display: LED Input: AC 100V, 220V, 380V or 660V 	44	/C: RS485(Modbus-RTU)	6	1.KC 2.CJM 3.3M+C
				/M: 1 analog output (programmable 4-20mA)	6	
				/K: 2DI/2DO	6	
	AMC96L-AV3	<ul style="list-style-type: none"> Three phase voltmeter Display: LCD Input: AC 100V, 220V, 380V or 660V 	60	/C: RS485(Modbus-RTU)	6	1.KC 2.CJM 3.3M+C
				/M: 1 analog output (programmable 4-20mA)	6	
				/K: 2DI/2DO	6	
				/J: alarm	6	





➤ AC Smart Power Analyzer

Shape & Cut-out	Type	Function	FOB Shanghai (USD)	Option	Module Price (USD)	Option Group (USD)
 Panel size: 75x75mm Cut out: 67x67mm Depth:94.3mm	AMC72-E	<ul style="list-style-type: none"> Single Phase Power meter Display: LED I, U, kW, kvar, kVA, kWh, kvarh, Hz, cosΦ 	37	/C: RS485(Modbus-RTU)	6	1.KC 2.CJ 3.KMC
				/K: 2DI/2DO	6	
	AMC72L-E	<ul style="list-style-type: none"> Single Phase Power meter Display: LCD I, U, kW, kvar, kVA, kWh, kvarh, Hz, cosΦ 	44	/J : alarm	6	
				/KM: 2DI/2DO/1M	6	
 Panel size: 96x96mm Cut out: 88x88mm Depth: 77.8mm	AMC72-E4/KC	<ul style="list-style-type: none"> Three phase power meter Display: LED I, U, kW, kvar, kVA, kWh, kvarh, Hz, cosΦ 2DI2DO 1Ep pluse output 	53	/H: THDi, THDu, 2-31st harmonic	14	1.H+SOE+K 2.H+SOE+KM
				/SOE: event record	14	
	AMC72L-E4/KC	<ul style="list-style-type: none"> Three phase power meter Display: LCD I, U, kW, kvar, kVA, kWh, kvarh, Hz, cosΦ 2DI2DO 1Ep pluse output 	74	/K: 4DI/2DO	6	
				/KM: 2DI/2DO/1M	6	
 Panel size: 96x96mm Cut out: 88x88mm Depth: 77.8mm	AMC96-E4/KC	<ul style="list-style-type: none"> Three phase power meter Display: LED I, U, kW, kvar, kVA, kWh, kvarh, Hz, cosΦ 4DI2DO 1Ep pluse output 	74	/H: THDi, THDu, 2-31st harmonic	29	H+SOE+2M
				/SOE: event record	14	
			/2M: 2 analog output (When 2M is selected, the switching function is 2DI/2DO)	12		
	AMC96L-E4/KC	<ul style="list-style-type: none"> Three phase power meter Display: LCD I, U, kW, kvar, kVA, kWh, kvarh, Hz, cosΦ 4DI2DO 1Ep pluse output 	74	/H: THDi, THDu, 2-31st harmonic	29	
		/SOE: event record		14		
		/2M: 2 analog output (When 2M is selected, the switching function is 2DI/2DO)	12			


➤ DC Ammeter/Voltmeter

Shape & Cut-out	Type	Function	FOB Shanghai (USD)	Option	Module Price (USD)	Option Group (USD)
 Panel size: 75x75mm Cut out: 67x67mm Depth:94.3mm	AMC72-DI	LED display DC programmable ammeter	37	/C: RS485(Modbus-RTU)	6	1. K+C 2. C+J+M
	AMC72L-DI	LCD display DC programmable ammeter	50	/M: 1 analog output (programmable 4-20mA)	6	
 Panel size: 75x75mm Cut out: 67x67mm Depth:94.3mm	AMC72-DV	LED display DC programmable voltmeter	37	/K: 2DI/2DO	6	
	AMC72L-DV	LCD display DC programmable voltmeter		50	/J: alarm	6




2.PZ Series DC Power Analyzer

Shape&Cute-out	Type	Function	FOB Shanghai (USD)	Option	ModulePrice (USD)	Option Group
 Panel size:75x75mm Cut-out:67x67mm Depth:98mm	PZ72-DE	LED display DC power analyzer U, I, +/-P, +/-kWh	118	/C: RS485	9	1.KC 2.KVC 3.VC 4.EC *Both can be added at the same time: ZD,F
				/V: 12V power output	9	
				/K: 4DI/2DO	6	
				/E: 0.001kWh	/	
				/ZD: Auxiliary power 20-60V	/	
				/F: Multiple rate	9	
 Panel size:75x75mm Cut-out:67x67mm Depth:98mm	PZ72L-DE	LCD display DC power analyzer U, I, +/-P, +/-kWh	130	/C: RS485	9	1.KC 2.KVC 3.VC 4.EC *Both can be added at the same time: ZD,F
				/V: 12V power output	9	
				/K: 4DI/2DO	6	
				/E: 0.001kWh	/	
				/ZD: Auxiliary power 20-60V	/	
				/F: Multiple rate	9	
 Panel Size: 96x96mm Cut out: 88x88mm Depth: 92mm	PZ96-DE	LED display DC power analyzer U, I, +/-P, +/-kWh	133	/C: RS485	9	1.KC 2.KVC 3.VC 4.EC *Both can be added at the same time: ZD,F
				/V: 12V power output	9	
				/K: 4DI/2DO	6	
				/E: 0.001kWh	/	
				/ZD: Auxiliary power 20-60V	/	
				/F: Multiple rate	9	
 Panel Size: 96x96mm Cut out: 88x88mm Depth: 92mm	PZ96L-DE	LCD display DC power analyzer U, I, +/-P, +/-kWh	148	/C: RS485	9	1.KC 2.KVC 3.VC 4.EC *Both can be added at the same time: ZD,F
				/V: 12V power output	9	
				/K: 4DI/2DO	6	
				/E: 0.001kWh	/	
				/ZD: Auxiliary power 20-60V	/	
				/F: Multiple rate	9	

2.1 PZ Series AC Power Analyzer


Shape&Cute-out	Type	Function	FOB Shanghai (USD)	Option	ModulePrice (USD)	Option Group
	PZ96-E3(4)*	<ul style="list-style-type: none"> ●Three phase power meter ●Display: LED ●I, U, kW, kvar, kVA, kWh, kvarh, Hz, cosΦ 	135	/C: RS485(Modbus-RTU)	9	1.4DI2DOEPC 2.2DI2DMEPC Can be added at same time
				"/M: 1 analog output (programmable 4-20mA)"	9	
				/K: 2DI/2DO	9	
				/K: 4DI/2DO	12	
				/SOE: event record	18	
				/J : alarm	9	
	PZ96L-E3(4)*	<ul style="list-style-type: none"> ●Three phase power meter ●Display: LCD ●I, U, kW, kvar, kVA, kWh, kvarh, Hz, cosΦ 	150	/C: RS485(Modbus-RTU)	9	1.4DI2DOEPC 2.2DI2DMEPC Can be added at same time
				"/M: 1 analog output (programmable 4-20mA)	9	
				/K: 2DI/2DO	9	
				/K: 4DI/2DO	12	
				/SOE: event record	18	
				/J : alarm	9	
	PZ96L-E3(4)/H*	<ul style="list-style-type: none"> ●Three phase power meter ●Display: LCD ●I, U, kW, kvar, kVA, kWh, kvarh, Hz, cosΦ ●THDi,THDu, 2-31th Harmonics 	178	/C: RS485(Modbus-RTU)	9	1.4DI2DOEPC 2.2DI2DMEPC Can be added at same time
				"/M: 1 analog output (programmable 4-20mA)	9	
				/K: 2DI/2DO	9	
/K: 4DI/2DO				12		
/SOE: event record				18		
/J : alarm				9		


3.ARTU Series Remote Terminal Unit

Name	Type	Technical Parameter	FOB Shanghai(USD)	Option FOB Shanghai(USD)
 DIN 35mm	ARTU-K8	Collect 8 switch signals and convert them to digital signals for data exchange,RS485(Modbus-RTU)	85	/
	ARTU-K16	Collect 16 switch signals and convert them to digital signals for data exchange,RS485(Modbus-RTU)	170	
	ARTU-K32	Collect 32 switch signals and convert them to digital signals for data exchange,RS485(Modbus-RTU)	350	
 DIN 35mm	ARTU-KJ8	Collect 8 switch signals, 8 relay output signals and convert them to digital signals,RS485(Modbus-RTU)	170	
	ARTU100-KJ8	8DI/8DO, RS485(Modbus-RTU)	150	
 DIN 35mm	ARTU100-K16	16DI, RS485(Modbus-RTU)	150	
	ARTU100-K32	32DI, RS485(Modbus-RTU)	260	

4.ARD Series Smart Motor Protector

➤ ARD2 Series Smart Motor Protector


Shape & Cut-out	Type	Function	FOB Shanghai (USD)	Option FOB Shanghai(USD)
 Panel size: 96x48mm Cut-out: 91x44mm	ARD2-1/**	It can protect the motor within rated current range from timeout start-up,overload,blocking, short circuit,under load, unbalance,phase failure and so on. LED display	120	1./J:Alarm+6 2./C:RS485(Modbus-RTU)+9 3./L:Leakage protection (please refer to model list) 4./M:4-20mA analog output+6 5./K: 8DI1DO +9USD 6./SR:SOE record+6
	ARD2-5/**		120	
	ARD2-1.6/**		120	
	ARD2-6.3/**		120	
	ARD2-25/**		120	
	ARD2-100/**		120	
	ARD2-250/**		185	
ARD2-800/**	305			

Shape & Cut-out	Type	Function	FOB Shanghai (USD)	Option
				FOB Shanghai(USD)
 Panel size: 96x48mm Cut-out: 91x44mm	ARD2L-1/**	It can protect the motor within rated current range from timeout start-up, overload, blocking, short circuit, under load, unbalance, phase failure and so on. LCD display	135	1./J: Alarm+6 2./C: RS485(Modbus-RTU)+9 3./L: Leakage protection (please refer to model list) 4./M: 4-20mA analog output+6 5./K: 8DI1DO +9USD 6./SR: SOE record+6
	ARD2L-5/**		135	
	ARD2L-1.6/**		135	
	ARD2L-6.3/**		135	
	ARD2L-25/**		135	
	ARD2L-100/**		135	
	ARD2L-250/**		215	
	ARD2L-800/**		340	

❖ Leakage Current Protection (L) Product List

Rated current(A)	CT type	FOB Shanghai(USD)	CT aperture
≤100A	KB1: 5A/5mA	30	φ 46mm
100A-250A	KB2: 5A/5mA	60	φ 81mm
250A-800A	KB3: 5A/5mA	88	φ 150mm

➤ ARD2F Series Smart Motor Protection Relay

Shape & Cut-out	Type	Function	FOB Shanghai (USD)	Option
				FOB Shanghai USD
 Panel size: 90x70mm Cut-out: 86x66mm	ARD2F-1/**	It can protect the motor within rated current range from timeout start-up, overload, blocking, short circuit, under load, unbalance, phase failure and so on.	130	1./Q: control start/stop+12 2./K: 9channel DI+9 3./J: alarm+6 4./C: RS485(Modbus-RTU)+9 5./2C: 2 channels RS485(Modbus-RTU)+18 6./CP: profibus+148 7./L: leakage protection 8./M: 4-20mA analog output+6 9./SR: SOE event record+9 10./T: temperature protection+9 11./U: voltage+9 12./90L: display unit+12 13./SU: anti electricity shake+18 14.tE time protection+9 15./Ep: electrical energy+18 16./UT: utility tunnel+9
	ARD2F-5/**		130	
	ARD2F-1.6/**		130	
	ARD2F-6.3/**		130	
	ARD2F-25/**		130	
	ARD2F-100/**		130	
	ARD2F-250/**		175	
	ARD2F-800/**		265	

❖ Leakage Current Protection (L) Product List


Rated current(A)	CT type	FOB Shanghai(USD)	CT aperture
≤100A	KB1: 5A/5mA	30	φ 46mm
100A-250A	KB2: 5A/5mA	60	φ 81mm
250A-800A	KB3: 5A/5mA	88	φ 150mm

❖ ARD Wiring


Model	Standard product		Optional specification
ARD2/ARD2F/ARD3M	Main module and current transformers		3m/5m
	≤ 100A	> 100A	
	1m	Prepared by users	
ARD2M	Integrated Type: 6cm Split Type: 1m	1m	none
ARD3T	Main module & Measurement module (1m)	Main module & Measurement module (1m) Measurement Module with CT (Prepared by users)	1m
90L	1.5m		3m/5m

Wire which is over parts of Standard configuration, the cost will be USD 1.5/m

➤ ARD3M Series Smart Motor Protector

Shape	Type	Function	FOB Shanghai (USD)	Option		Model Price (USD)
 Panel size: 98x60mm Cut-out: 93x56mm	ARD3M-1	Measure three-phase current, overload, blocking, locking, overload, phase off, imbalance, PTC protection, etc., Standard 10DI/6DO programmable, 2 channels Modbus-RTU.	296	H	2-63rd harmonics current, voltage	30
				SR	SEO	30
				Ri	Insulation monitoring	30
	ARD3M-5		296	WR	Wave records	30
				M1	1 channel 4-20mA	30
				M2	2 channels 4-20mA	60
	ARD3M-25		296	SU	SU	60
				CP	Profibus	237
				2CP	2 channels Profibus	474
	ARD3M-100		296	PNET	Profinet Communication	356
				MCE	Ethernet Communication	74
				60L1	Normal display	45
	ARD3M-250		356	60L2	Color display	104
				L	Leakage protection ≤100A	30
	ARD3M-800		415	L	Leakage protection 100A-250A	60
				L	Leakage protection 250A-800A	89
Appendix		Cable between main module & display unit /3m		> 1.5m: 1.5USD/m		
		Cable between main module & display unit /5m	> 1.5m: 1.5USD/m			


➤ ARD2M Intelligent Motor Protection Relay

Shape & Cut-out	Type	Function	FOB Shanghai (USD)	Option	Model Price (USD)	
 Panel Size: 98x60mm Cut-out: 92x55mm	ARD2M-1	Measure three-phase voltage, current, overloaed, blocking, locking, phase off, imbalance, PTC/NTC/PT100 protection etc., Standard 8DI5DO programmable, 1 channel Modbus-RTU	240	Ep	Electrical energy	60
				M	1 channel 4-20mA analog output	30
	ARD2M-5		240	C	RS485(Modbus-RTU)	30
				CP	Profibus	145
	ARD2M-25		240	2C	2 channels RS485(Modbus-RTU)	60
				CCP	1 channel RS485(Modbus-RTU)+1 channel Profibus	175
	ARD2M-100		240	T	Temperature protection	30
				SU	Anti electricity shake	60
	ARD2M-250		270	L	Leakage protection	/
				SR	SOE event record	30
ARD2M-800	300					

❖ Leakage Current Protection (L) Product List

Rated Current(A)	CT type	FOB Shanghai(USD)	CT aperture
≤100	KB1:5A/5mA	30	φ 45mm
100-250	KB2:5A/5mA	60	φ 81mm
250-400	KB3:5A/5mA	90	φ 100mm

➤ ARD3T Intelligent Motor Protector

Shape & Cut-out	Type	Function	FOB Shanghai (USD)	Option	Model Price (USD)	
 Panel Size: 98x60mm Cut-out: 92x55mm	ARD3T-1.6	Measure three-phase voltage, current, overloaed, blocking, locking, phase off, imbalance, PTC/NTC/PT100 protection etc., Standard 8DI5DO programmable, 1 channel Modbus-RTU	400	60L	Display unit	45
				M2	2 channel 4-20mA analog output	30
	ARD3T-6.3		400	2M	2 channel 4-20mA analog input	30
				2M2	2 channel 4-20mA analog input+2 channel 4-20mA analog output	60
	ARD3T-25		400	C	Add 1 channel RS485(Modbus-RTU)	30
				CP	Profibus	180
	ARD3T-100		400	T	3 channels temperature (PT100, PT1000, Cu50, PTC/NTC)	45
				SU	Anti electricity shake	60
	ARD3T-250		400	UL	Voltage and leakage protection	60
				tE	Time protection	30
ARD3T-800	400	Ep	Electrical energy	60		

❖ Leakage Current Protection (L) Product List



Rated Current(A)	CT type	FOB Shanghai(USD)	CT aperture
50mA~1A	KB1:1A/2mA	31	φ 35mm
	KB2:1A/2mA	47	φ 70mm
	KB3:1A/2mA	66	φ 105mm
3A~30A	KB1:30A/10mA	47	φ 70mm
	KB2:30A/10mA	66	φ 105mm

5.WHD Series Temperature&Humidity Controller



Shape & Cut-out	Type	Function	FOB Shanghai (USD)	Option	Option Group	Module Price (USD)
 Panel size: 49x49mm Cut-out: 45x45mm	WHD48-11	Measure one channel temperature & humidity(with sensors)	32	/C: RS485 (Modbus-RTU)	/	/C: 9
 Panel size: 75x75mm Cut-out: 67x67mm	WHD72-11	Measure one channel temperature & humidity(with sensors)	65	/C: RS485 (Modbus-RTU) /J: Alarm /M: Two analog output(programmable 4-20mA)	1.JC 2.JM	/C: 9 /J: 4 /M: 9
 Panel size: 120x60mm Cut-out: 116x56mm	WHD46-11	Measure one channel temperature & humidity(with sensors)	70	/C: RS485 (Modbus-RTU) /J: Alarm /M: Two analog output(programmable 4-20mA)	/	/C: 9 /J: 4 /M: 9
	WHD46-22	Measure two channel temperature & humidity(with sensors)	100			
	WHD46-33	Measure three channel temperature & humidity(with sensors)	130			
 35mm DIN Mount	WHD20R-11	Measure one channel temperature & humidity(with sensors)	40	/C: RS485 (Modbus-RTU) /J: Alarm	1.JC	/C: 9 /J: 4
	WHD20R-22	Measure two channel temperature & humidity(with sensors)	70			
 35mm DIN Mount	WH-M	Measure one channel temperature & humidity,1RS485(Modbus-RTU)	44	/	/	/

6.AM Series Protection Relay



➤ AM2SE series

Shape & Cut-out	Type	Main Function	Application	FOB Shanghai (USD)
 4x AC Measuring Current Input 3x AC Measuring Voltage Input 6x LED Indicator 8x DI (Digital Inputs) 5x DO (Digital Outputs) 1x RS485 Communication Interface	AM2SE-V	Overcurrent, earth fault, negative sequence, auto-reclose, overload, under frequency, post-accelerated overcurrent, overvoltage, undervoltage.	PT supervision/Line/Feeder/Transformer	297
	AM2SE-H			
 AM5-FT	AM5-FT	Anti-pumping circuit	/	36


➤ AM3SE series

Shape & Cut-out	Type	Main Function	Application	FOB Shanghai (USD)
 5x AC Measuring Current Input 3x AC Measuring Voltage Input 6x LED Indicator 11x DI (Digital Inputs) 5x DO (Digital Outputs) 1x RS485 Communication Interface Time Calibration via GPS	AM3SE-U	Overvoltage, undervoltage, residual overvoltage, self-produced over zero-voltage, PT supervision.	PT supervision	445
	AM3SE-I	overcurrent, earth fault, negative sequence, auto-reclose, overload, under frequency, post-accelerated overcurrent, overvoltage, undervoltage.	Line/Feeder/Transformer	
 AM5-FT	AM5-FT	Anti-pumping circuit	/	36



➤ AM4 Series

Shape & Cut-out	Type	Main Function	Application	FOB Shanghai (USD)
 4x AC Measuring Current Input 4x AC Measuring Voltage Input 8x Programmable LED Indicator 12x DI (Digital Inputs) 5x DO (Digital Outputs) 1x RS485 Communication Interface 1x RS232 Communication Interface	AM4-U1	Undervoltage, overvoltage, residual overvoltage, PT supervision, self-produced over zero-voltage, 4 channels voltage.	PT supervision	740
	AM4-I	Overcurrent, earth fault, negative sequence overcurrent, auto-reclose, overload, under frequency, post-accelerated overcurrent, overvoltage, undervoltage.	Line/ Feeder/ Transformer	
 AM5-FT	AM5-FT	Anti-pumping circuit	/	36


➤ AM5


Shape&Cut-out	Type	Main Function	Application	FOB Shanghai (USD)
 8x AC Measuring Current Input 4x AC Measuring Voltage Input 8x Programmable LED Indicator 16x DI (Digital Inputs) 10x DO (Digital Outputs) 2x RS485 Communication Interface 1x RS232 Communication Interface Time Calibration via GPS	AM5-F	Directional overcurrent, overcurrent IDMT, earth fault, earth fault IDMT, overload, trip and close circuit supervision, loss of voltage, PT supervision, three phase auto-reclose, under frequency, over frequency, Post-Accelerated overcurrent, overvoltage, residual overvoltage, directional power, FC block, RS485 (2 ports), modbus serial, IEC 60870-5-103, IEC 60870-5-101, tripping context records, SOE, electric parameter (U, I, P, Q, PF, F, Ep, Eq, Es), remote control, GPS.	Line/Feeder	1110
	AM5-M	Overcurrent, overcurrent IDMT, earth fault, overload, trip and close circuit supervision, undervoltage, PT supervision, blocking rotor, residual overvoltage, non-electricity, starting time-out, thermal overload, negative sequence overcurrent, overvoltage average, overcurrent average, Incorrect phase sequence, FC block, RS485 (2 ports), modbus serial, IEC 60870-5-103, IEC 60870-5-101, tripping context records, SOE, electric parameter (U, I, P, Q, PF, F, Ep, Eq, Es), remote control, GPS.	Motor	1110
	AM5-B	Overcurrent, overcurrent IDMT, trip and close circuit supervision, PT supervision, Post-Accelerated overcurrent, bus tie protection and standby power automatic switch, RS485 (2 ports), modbus serial, IEC 60870-5-103, IEC 60870-5-101, tripping context records, SOE, electric parameter (U, I, P, Q, PF, F, Ep, Eq, Es), remote control, GPS.	Bus tie	1110

> AM5

Shape&Cut-out	Type	Main Function	Application	FOB Shanghai (USD)
 <p>8x AC Measuring Current Input 4x AC Measuring Voltage Input 8x Programmable LED Indicator 16x DI (Digital Inputs) 10x DO (Digital Outputs) 2x RS485 Communication Interface 1x RS232 Communication Interface Time Calibration via GPS</p>	AM5-C	Overcurrent, overcurrent IDMT, earth fault, PT supervision, capacitor undervoltage, unbalance voltage, unbalance current, residual overvoltage, non-electricity, FC block, RS485 (2 ports), modbus serial, IEC 60870-5-103, IEC 60870-5-101, tripping context records, SOE, electric parameter (U, I, P, Q, PF, F, Ep, Eq, Es), remote control, GPS.	Capacitor	1110
	AM5-T	Overcurrent, overcurrent IDMT, earth fault, earth fault IDMT, overload, trip and close circuit supervision, PT supervision, non-electricity, FC block, RS485 (2 ports), modbus serial, IEC 60870-5-103, IEC 60870-5-101, tripping context records, SOE, electric parameter (U, I, P, Q, PF, F, Ep, Eq, Es), remote control, GPS.	Transformer	1110
	AM5-U1	Undervoltage alarm, PT supervision, overvoltage, residual overvoltage, RS485 (2 ports), modbus serial, IEC 60870-5-103, IEC 60870-5-101, tripping context records, SOE, electric parameter (U, I, P, Q, PF, F, Ep, Eq, Es), remote control, GPS.	PT	1110
	AM5-DB	Protection functions: Undervoltage standby power Automatic Transfer; RS485 (x 2); Protocols: Modbus serial, IEC 60870-5-101 & 103; Remote control, fault recorder, SOE, GPS	Undervoltage Standby power Automatic Transfer	1480
	AM5-FT	Anti-pumping circuit	/	36




> AM5SE


Shape&Cut-out	Type	Main Function	Application	FOB Shanghai (USD)
 <p>8x AC Measuring Current Input 6x AC Measuring Voltage Input 2x 4-20mA DC Output 8x Programmable LED Indicator 20x DI (Digital Inputs) 10x DO (Digital Outputs) 2x RS485 Communication Interface 2x RJ45/Ethernet Communication Interface 1x RS232 Communication Interface 1x USB Interface Independent Operation Circuit Time Calibration via GPS</p>	AM5SE-F	Directional overcurrent, overcurrent IDMT, earth fault, overload, Trip and close circuit supervision, loss of voltage, residual overvoltage, PT supervision, three phase auto-reclose, over frequency protection, under frequency protection, Post-Accelerated overcurrent, directional power, FC block, RS485 (2 ports), ethernet (2 ports), USB (1 port), modbus serial, modbus over ethernet, IEC 60870-5-103, TCP IEC 60870-5-103, IEC 60870-5-101, 4-20mA analog output, electric parameter (U, I, P, Q, PF, F, Ep, Eq, Es), fault recorder, numbers of circuit breaker trip and close, SOE, trip and close circuit supervision, remote control, GPS.	Line/Feeder	1110
	AM5SE-T	Overcurrent, overcurrent IDMT, earth fault, overload, trip and close circuit supervision, PT supervision, non-electricity, FC block, RS485 (2 ports), ethernet (2 ports), USB (1 port), modbus serial, modbus over ethernet, IEC 60870-5-103, TCP IEC 60870-5-103, IEC 60870-5-101, 4-20mA analog output, electric parameter (U, I, P, Q, PF, F, Ep, Eq, Es), fault recorder, numbers of circuit breaker trip and close, SOE, trip and close circuit supervision, remote control, GPS.	Transformer	1110
	AM5SE-M	Motor start overcurrent, motor run overcurrent, overcurrent IDMT, earth fault, overload, trip and close circuit supervision, undervoltage, overvoltage, residual overvoltage, PT supervision, non-electricity, blocking rotor, starting time-out, thermal overload, overvoltage average, incorrect phase sequence, voltage phase loss protection, negative sequence overcurrent, FC block, RS485 (2 ports), ethernet (2 ports), USB (1 port), modbus serial, modbus over ethernet, IEC 60870-5-103, TCP IEC 60870-5-103, IEC 60870-5-101, 4-20mA analog output, electric parameter (U, I, P, Q, PF, F, Ep, Eq, Es), fault recorder, numbers of circuit breaker trip and close, SOE, trip and close circuit supervision, remote control, GPS.	Motor (<2000kw)	1110
	AM5SE-B	Directional overcurrent, overcurrent IDMT, bus Charging, trip and close circuit supervision, PT supervision, bus tie protection and standby power automatic switch, RS485 (2 ports), ethernet (2 ports), USB (1 port), modbus serial, modbus over ethernet, IEC 60870-5-103, TCP IEC 60870-5-103, IEC 60870-5-101, 4-20mA analog output, electric parameter (U, I, P, Q, PF, F, Ep, Eq, Es), fault recorder, numbers of circuit breaker trip and close, SOE, trip and close circuit supervision, remote control, GPS.	Bus tie	1110
	AM5SE-C	Directional overcurrent, overcurrent IDMT, earth fault, trip and close circuit supervision, overvoltage, capacitor undervoltage, residual overvoltage, unbalance voltage, unbalance current, PT supervision, Post-Accelerated overcurrent, non-electricity, RS485 (2 ports), Ethernet (2 ports), USB (1 port), modbus serial, modbus over ethernet, IEC 60870-5-103, TCP IEC 60870-5-103, IEC 60870-5-101, 4-20mA analog output, electric parameter (U, I, P, Q, PF, F, Ep, Eq, Es), fault recorder, numbers of circuit breaker trip and close, SOE, trip and close circuit supervision, remote control, GPS.	Capacitor	1110

Shape&Cut-out	Type	Main Function	Application	FOB Shanghai (USD)
 <p>14x AC Measuring Current Input 14x AC Measuring Voltage Input 2x 4~20mA DC Output 8x Programmable LED Indicator 20x DI (Digital Inputs) 10x DO (Digital Outputs) 2x RS485 Communication Interface 2x RJ45/Ethernet Communication Interface 1x RS232 Communication Interface 1x USB Interface Independent Operation Circuit Time Calibration via GPS</p>	AM5SE-D2	Differential protection with ratio restraining, instantaneous differential protection, CT supervision, RS485 (2 ports), ethernet (2 ports), USB (1 port), modbus serial, modbus over ethernet, IEC 60870-5-103, TCP IEC 60870-5-103, IEC 60870-5-101, 4-20mA analog output, electric parameter (U, I, P, Q, PF, F, Ep, Eq, Es), fault recorder, numbers of circuit breaker trip and close, SOE, trip and close circuit supervision, remote control, GPS.	Transformer (2000kVA)	1770
	AM5SE-TB	Directional overcurrent, overcurrent IDMT, earth fault, overload, trip and close circuit supervision, residual overvoltage, PT supervision, non-electricity, FC block, RS485 (2 ports), ethernet (2 ports), USB (1 port), modbus serial, modbus over ethernet, IEC 60870-5-103, TCP IEC 60870-5-103, IEC 60870-5-101, 4-20mA analog output, electric parameter (U, I, P, Q, PF, F, Ep, Eq, Es), fault recorder, numbers of circuit breaker trip and close, SOE, trip and close circuit supervision, remote control, GPS.	Transformer (2000kVA)	1770
	AM5SE-UB	Undervoltage, overvoltage, residual overvoltage, PT supervision, PT supervision and parallel connection, RS485 (2 ports), Ethernet (2 ports), USB (1 port), modbus serial, modbus over ethernet, IEC 60870-5-103, TCP IEC 60870-5-103, IEC 60870-5-101, 4-20mA analog output, electric parameter (U, Fr), fault recorder, numbers of circuit breaker trip and close, SOE, trip and close circuit supervision, remote control, GPS.	PT supervision and parallel connection	1110
	AM5SE-MD	Differential protection with ratio restraining, instantaneous differential protection, motor start overcurrent, motor run overcurrent, overcurrent IDMT, earth fault, overload, trip and close circuit supervision, undervoltage, overvoltage, residual overvoltage, unbalance voltage, unbalance current, PT supervision, CT supervision, non-electricity, blocking rotor, starting time-out, thermal overload, overvoltage average, incorrect phase sequence, voltage phase loss protection, negative sequence overcurrent, FC block, RS485 (2 ports), ethernet (2 ports), USB (1 port), modbus serial, modbus over ethernet, IEC 60870-5-103, TCP IEC 60870-5-103, IEC 60870-5-101, 4-20mA analog output, electric parameter (U, I, P, Q, PF, F, Ep, Eq, Es), fault recorder, numbers of circuit breaker trip and close, SOE, trip and close circuit supervision, remote control, GPS.	High power asynchronous motor (> 2000kW)	1770
	AM5SE-D3	Three-winding main power transformer quick-break differential Protection, Percentage biased differential protection.	Main power transformer protection	1770
	AM5SE-K	20 channels of remote signals, 10 channels of switch output, remote measurement	Public measurement and control device	1110
	AM5SE-IS	Overcurrent, directional overcurrent (with voltage dependant, 3 stages), CT supervision, 2 stages earth fault (I01), 2 stages earth fault (I02), overcurrent IDMT, earth fault IDMT (I02), overload, trip and close circuit supervision, loss of voltage (trip), loss of voltage (alarm), PT disconnection alarm, three phase auto-reclose, under frequency, over frequency, post-accelerated overcurrent, overvoltage protection, residual overvoltage protection, directional power, FC block, synchro-check, rate of change of frequency, auto-close with voltage recovery, over haul-lockout.	Anti-islanding protection device	1110
	Accessories	4-20mA		37
	1 Ethernet		37	
	2 Ethernet		74	

7.ARTM Series Wireless Temperature Monitor

► Temperature Sensor

Shape	Type	Function	FOB Shanghai (USD)
	ATE300M	Belt/Din rail Multi-circuit wireless temperature sensor	120
	ATE400	Tied type passive wireless temperature sensor	60
	ACE100-29	Complex wireless temperature sensor(split type)	150





Shape	Type	Function	FOB Shanghai (USD)
	AHE100	Temperature and humidity wireless sensor	60

Type	Function	FOB Shanghai (USD)	
PT100	TPS01TP100-2000	-50℃~+200℃	18
NTC	NTC-B150B/YTΦ12-V01-2M NTC-B150B/YTΦ8-V01-2M	-40℃~+140℃	2
	NTC-B150B/YTΦ12-V01-4M NTC-B150B/YTΦ8-V01-4M		3

> Gather/Display Terminal

Shape & Cut-out	Type	Function	FOB Shanghai (USD)
	ATC600-C ATC600-Z	Wireless transceiver, receive data from 240 ATE100M/100/200/400; 1 RS485; 2 alarm relays	118
	ATC600-M	Wireless transceiver, receive data from 240 ATE300M, 1 RS485, 2 alarm relays	118
 Cut-out:92x92mm	ARTM-Pn	Wireless temperature measuring device, receive data from 60 ATE sensor, 1 RS485, 4DI/2DO	220
	ARTM-8L	Wireless temperature measuring device, receive data from 8 PT100/PT1000/NTC, ATE300M, 1 RS485, 5 alarm relays	220
	ATP007	7 inch touch screen	176
	ATP010	10 inch touch screen	370
	KDYA-DG30-24K	Input: AC/DC 110V or 220V Output: DC24V With ATP007, ATP010	36
 Cut-out:88x88mm	ARTM-8	Intelligent temperature control meter, 8 channels temperature measuring (PT100 sensor)	100
	ARTM-24	Intelligent temperature control meter, 24 channels temperature measuring (PT100 sensor)	296



8.ASJ Series Earth Leakage Current Relay


Shape & Cut-out	Type	Function	FOB Shanghai (USD)	Option&Price(USD)
 Panel size: 48x48mm Cut-out: 45x45mm	ASJ20-LD1C	Measurement of type AC residual current Alarm when the residual current exceeds the set value Adjustable rated residual current from 0.03 to 0.5 A Adjustable limiting no-actuating time from 0.1s to 0.5s 2 relay output (1 NC contact, 1 normal changeover contact) Local/ remote "test" and "reset" function	130	/
	ASJ20-LD1A	Measurement of type A residual current Residual current percentage light bar indication (30%, 50%, 70%, TRIP) Adjustable rated residual current from 0.03 to 30 A Adjustable limiting no-actuating time from 0.1 to 10s 2 programmable relay output (1 NC contact, 1 normal changeover contact) Local/ remote/automatic "test" and "reset" function	160	/
	ASJ10-LD1C	Measurement of type AC residual current Alarm when the residual current exceeds the set value Adjustable rated residual current from 0.03 to 0.5 A Adjustable limiting no-actuating time from 0.1s to 0.5s 2 relay output (1 NC contact, 1 normal changeover contact) Local/ remote "test" and "reset" function	130	/
	ASJ10-LD1A	Measurement of type A residual current Residual current percentage light bar indication (30%, 50%, 70%, TRIP) Adjustable rated residual current from 0.03 to 30 A Adjustable limiting no-actuating time from 0.1 to 10s 2 programmable relay output (1 NC contact, 1 normal changeover contact). Local/ remote/automatic "test" and "reset" function	160	/
	ASJ10L-LD1A	Measurement of type A residual current Continuously adjustable of Rated residual current from 0.03 to 30 A Continuously Adjustment of limiting no-actuating time 0.1 to 10s 2 programmable relay output (1 NC contact, 1 normal changeover contact) Local/ remote/automatic "test" and "reset" function Multi-function LC display RS485 communication with modbus-RTU protocol	189	/C:RS485+9
	ASJ60-LD16A	16 measuring channels per device for residual current measurement, response ranges: 1mA...30A. 17 relays with N/C or N/O contacts, 16 relays for per residual current measuring channel, one for waterlog. Fault trip and automatic reclosing for each channel, adjustable reclosing times and delay. 2 DI for waterlog and other switch status. Up to 30 fault message memory. Mute/test/reset function.	266	/


Note: 1. The model residual current transformer used with ASJ residual current relay


Energy Management

1.APM Series Multifunction Power Meter

Shape&Cut-out	Type	Function	FOB Shanghai (USD)	Option	Module Price (USD)	Option Group
 Panel size: 96x96mm Cut-out: 92x92mm	APM800	Three-phase (I, U, kW, kvar, kWh, kvarh, Hz, cosØ), zero sequence current In; four-quadrant electric energy; real-time and maximum demand; extreme values of this month and last month; current and voltage imbalance; Load current bar graph display; 66 alarm types and 16 external events (SOE) each with 16 event records, support SD card expansion record; 2DI+2DO; RS485/ modbus; LCD display	355	/F: muti tariff (shares) energies /MD82:8DI+2DO /MLOG: SD Card /MA84:8AI+4AO /MCM: the second RS485 /MCE: Ethernet /MCP: Profibus (Profibus-DP)	/F:9 /MD82:60 /MLOG:60 /MA84:90 /MCM:60 /MCE:150 /MCP:180	1.Max. 3 Optional Modules
	APM801	Three-phase (I, U, kW, kvar, kWh, kvarh, Hz, cosØ), zero sequence current In; four-quadrant electric energy; real-time and maximum demand; extreme values of this month and last month; current and voltage imbalance; Load current bar graph display; 66 alarm types and 16 external events (SOE) each with 16 event records, support SD card expansion record; 2DI+2DO; RS485/ modbus; LCD display;active energy(class 0.2s)	385	/MTN:4 channel 2M NTC temperature ,measurement /MTP:2 channel PT100 temperature ,measurement /MTH:1 channel temperature and humidity	/MTN:66 /MTD:60 /MTH:60	
 Panel size: 96x96mm Cut-out: 92x92mm		Three-phase (I, U, kW, kvar, kWh, kvarh, Hz, cosØ), zero sequence current In; four-quadrant electric energy; real-time and maximum demand; extreme values of this month and last month; current and voltage imbalance; Load current histogram display; 66 alarm types and 16 external events (SOE) each with 16 event records, support SD card expansion record; 2-63 time harmonics; 2DI+2DO; RS485/ modbus; LCD display		/F: muti tariff (shares) energies /MD82:8DI+2DO /MLOG: SD Card /MA84:8AI+4AO /MCM: the second RS485 /MCE: Ethernet /MCP: Profibus (Profibus-DP)	/F:9 /MD82:60 /MLOG:60 /MA84:90 /MCM:60 /MCE:150 /MCP:180	2.MCP & MCE 1 of 2 Only



Shape&Cut-out	Type	Function	FOB Shanghai (USD)	Option	Module Price (USD)	Option Group
 Panel size: 96x96mm Cut-out: 92x92mm	APM830	Three-phase I, U, kW, kVA, kWh, KVar, kWh, kvarh, Hz, cosØ, average value, extreme value, fundamental voltage, fundamental current, demand, Multi rate, unbalance, four-quadrant electric energy , Multi-rate electric energy, total harmonics, odd and even harmonics, vector, alarm record, event record, waveform record, transient record, 2DI+2DO, RS485/(Modbus) , LCD display	740	/F: muti tariff (shares) energies /MD82:8DI+2DO /MLOG: SD Card /MA84:8AI+4AO /MCM: the second RS485 /MCE: Ethernet /MCP: Profibus (Profibus-DP)	/F:9 /MD82:60 /MLOG:60 /MA84:90 /MCM:60 /MCE:150 /MCP:180	At Will








Shape&Cut-out	Type	Function	FOB Shanghai (USD)	Option	Module Price (USD)	Option Group	Current Spec.
 Panel size: 75*75mm Cut-out: 67*67mm Depth: 82.8mm	APM510	Full electric parameter measurement (I, U, kW, kvar, kWh, kvarh, Hz, cos); four-quadrant electric energy, split-phase electric energy, apparent electric energy; real-time demand and maximum demand; electric parameter extreme value and last month Monthly extreme value; voltage and current unbalance; voltage and current phase angle; total harmonic and 2nd-63rd subharmonic; voltage crest factor, telephone waveform factor, current K coefficient, vector diagram, voltage and current waveform; last 128 pcs of DIDO Records; the latest 128 pcs of alarm records; default switch communication 2DI2DO1EP1C;	249	1.K(2DI2DO)	9	1+2+3+4+5	Spec. default A1/5A D10: 5A/1.25mA D16: 100A/20mA D24: 400A/100mA D36: 600A/100mA
				2.2M (2 channel analog)	12		
				3.2C(The second RS485)	9		
	APM510 -D10		276	4.F (Multi tariff)	9		
				5.S(Class 0.2S+fault recording)	12		
				6.WF (WiFi)	44		
	APM510 -D16		282	7.LR (Lora)	44		
				8.CE (Ethernet)	118		
				9.4G(4G communication)	60		
	APM510 -D24		302	10.NB (NB communication)	44		
	APM510 -D36		329	11.T (Temperature measurement)	9		
				12.L (Residual current measurement)	9		

Shape&Cut-out	Type	Function	FOB Shanghai (USD)	Option	Module Price (USD)	Option Group	Current Spec.	
 Panel size: 96*96mm Cut-out: 88*88mm Depth: 77.8mm	APM520	Full electric parameter measurement (I, U, kW, kvar, kWh, kvarh, Hz, cos); four-quadrant electric energy, split-phase electric energy, apparent electric energy; real-time demand and maximum demand; electric parameter extreme value and last month Monthly extreme value; voltage and current unbalance; voltage and current phase angle; total harmonic and 2nd-63rd subharmonic; voltage crest factor, telephone waveform factor, current K coefficient, vector diagram, voltage and current waveform; last 128 pcs of DIDO Records; the latest 128 pcs of alarm records ; default switch communication 4DI2D02EP1C;	279	1.K(2DI2DO)	12	Spec. default A1/5A D10: 5A/1.25mA D16: 100A/20mA D24: 400A/100mA D36: 600A/100mA		
				2.2M (2 channel analog)	12			
				3.2C(The second RS485)	9			
	APM520-D10		305	4.F (Multi tariff)	9			1+2+3+4+5
				5.S(Class 0.2S+fault recording)	12			4+5+6+11+12
				6.WF (WiFi)	44			4+5+7+11+12
	APM520-D16		312	7.LR (Lora)	44			4+5+8+11+12
				8.CE (Ethernet)	118			4+5+9+11+12
	APM520-D24		332	9.4G(4G communication)	60			4+5+10+11+12
				10.NB (NB communication)	44			
	APM520-D36		359	11.T (Temperature measurement)	9			
				12.L (Residual current measurement)	9			




Note: When D10, D16, D24, D36 are selected, the S function cannot be selected at the same time

2.ADL Series Din Rail Energy Meter

Shape	Function	FOB Shanghai (USD)	Option	Module Price (USD)	Option Group
 ADL10-E	1P single phase electric energy meter, U I P Q S PF, 10(60)A, single total active energy measure.	25	/C: RS485(Modbus-RTU)	9	/
 ADL100-ET	2P single phase multi-function energy meter, U I P Q S PF, 10(60)A, single total active energy measure,supporting infrared communication.	50	/C: RS485(Modbus-RTU)	9	At will
			/F: multi tariff energies	9	


Shape	Function	FOB Shanghai (USD)	Option	Module Price (USD)	Option Group
 ADL100-ET/CT (include 1 Pc CT)	2P single phase multi-function energy meter, U I P Q S PF, 20(100)A, single total active energy measure, supporting infrared communication	70	/C: RS485(Modbus-RTU)	9	At will
			/F: multi tariff energies	9	
 ADL200	Single Phase complete electrical parameter measurement; Direct connect 10(80)A ; Adapt 4 time zones, 2 time interval lists, 14 time interval by day and 4 tariff rates; RS485 Communication; class B; MID certificate.	36	/F: multi tariff energies	9	/
 ADL400	Three Phase complete electrical parameter measurement; 2~31ST Voltage and Current Harmonic; Direct connect 3*10(80)A or 3*1(6)A Via CT; Adapt 4 time zones, 2 time interval lists, 14 time interval by day and 4 tariff rates; RS485 Communication; class C.	67	/F: multi tariff energies	9	/
 ADL400-D ADL400-U	Three Phase complete electrical parameter measurement; 2~31ST Voltage and Current Harmonic; Direct connect 3*10(80)A or 3*1(6)A Via CT; Adapt 4 time zones, 2 time interval lists, 14 time interval by day and 4 tariff rates; RS485 Communication; class C; MID certificate	67	/F: multi tariff energies	9	/
 ADL3000-E	7P three phase multi-function energy meter, U I P Q S PF,3x1(6)A or 3x10(80)A,split-phase forward active energy calculation,total forward and reverse active or reactive energy calculation,2-31st harmonic , supporting infrared communication.	100	/C: RS485(Modbus-RTU)	9	K,2CT can only one
			/F: multi tariff energies	9	
			/K: 1DI/1DO	5	
			/2C: the second route RS485(Modbus-RTU)	5	
			/T: three channels temperature measurement(NTC)	9	
 ADL3000-E-A/KC ADL3000-E-B/KC	7P three phase multi-function energy meter, U I P Q S PF,3x1(6)A or 3x10(80)A,split-phase forward active energy calculation,total forward and reverse active or reactive energy calculation,2-31st harmonic , supporting infrared communication. RS485(Modbus-RTU);1DI/1DO	237	/	/	
 ADL3000-E/CT (3 split transformers included)	7P three phase multi-function energy meter, U I P Q S PF,3x1(6)A or 3x10(100)A,split-phase forward active energy calculation,total forward and reverse active or reactive energy calculation,2-31st harmonic,supporting infrared communication,3 split transformers spec: 5A:1.25mA.	145	/C: RS485(Modbus-RTU)	9	K,2CT can only one
			/F: multi tariff energies	9	
			/K: 1DI/1DO	5	
			/2C: the second route RS485(Modbus-RTU)	5	
			/T: three channels temperature measurement(NTC)	9	

3.ADL Series Prepayment Meter

Shape	Function	FOB Shanghai (USD)	Option	Module Price (USD)	Option Group
 ADL100-EYRF	Single phase complete electrical parameter measurement; Support cost control,time control,load control;Support radio frequency card recharge,realize load power off with circuit breaker; 10(60)A,1xRS485(Modbus-RTU)	75	/F: multi tariff (shares) energies	9	At will
			/2C: the second route RS485(Modbus-RTU)	5	
 ADL100-EYNK	Single phase complete electrical parameter measurement; Support prepayment online;Built-in magnet help relay to realize on-off; 10(60)A,1xRS485(Modbus-RTU)	75	/F: multi tariff (shares) energies	9	/
 ADL100-EYZ	Single phase complete electrical parameter measurement; Support radio frequency card and prepayment online;Built-in magnet help relay to realize on-off; 10(60)A,1xRS485(Modbus-RTU)	90	/F: multi tariff (shares) energies	9	At will
			/2C: the second route RS485(Modbus-RTU)	5	
 ADL100-EYNK/WF	Single phase complete electrical parameter measurement;Support prepayment online;Built-inmagnet help relay to realize on-off;Electricity data can be transmitted through WiFi signals 10(60)A,1xRS485(Modbus-RTU) 2.4Gwifi frequency band	/	/F:multi tariff(shares) energies	/	/
			/2C: the second Route RS485 (Modbus-RTU)	/	/
 ADL100-EYNK/4GHW	Single phase complete electrical parameter measurement;Support prepayment online;Built-inmagnet help relay to realize on-off;Electricity data can be transmitted through WiFi signals 10(60)A,1xRS485(Modbus-RTU) 4G wireless	/	/F:multi tariff(shares) energies	/	/
			/2C: the second Route RS485 (Modbus-RTU)	/	/

Shape	Function	FOB Shanghai (USD)	Option	Module Price (USD)	Option Group
 ADL300-EYRF	Three phase complete electrical parameter measurement; Support cost control,time control,load control;Support radio frequency card recharge,realize load power off with circuit breaker; 3x1(6)A and 3x10(80)A,1xRS485(Modbus-RTU)	120	/F: multi tariff (shares) energies	9	At will
			/2C: the second route RS485(Modbus-RTU)	5	
 ADL300-EYNK	Three phase complete electrical parameter measurement; Support prepayment online;Built-in magnet help relay or appropriate breaker to realize on-off; 3x1(6)A and 3x10(80)A, 1xRS485(Modbus-RTU)	120	/F: multi tariff (shares) energies	9	/
 ADL300-EYZ	Three phase complete electrical parameter measurement; Support radio frequency card and prepayment online;Built-in magnet help relay to realize on-off; 3x10(80)A,1xRS485(Modbus-RTU)	150	/F: multi tariff (shares) energies	9	At will
			/2C: the second route RS485(Modbus-RTU)	5	
 ADL300-EYNK-WF	Three phase complete electrical parameter measurement;Support prepayment online;Built-inmagnet help relay or appropriate breaker to realize on-off;Electricity data can be transmitted through WiFi signals 3x1(6)A and 3x10(80)A,1xRS485(Modbus-RTU) 2.4G WiFi frequency band	/	/F:multi tariff(shares) energies	/	/
 ADL300-EYNK/4GHW	Three phase complete electrical parameter measurement;Support prepayment online;Built-inmagnet help relay or appropriate breaker to realize on-off;Electricity data can be transmitted through WiFi signals 3x1(6)A and 3x10(80)A,1xRS485(Modbus-RTU) 4G wireless	/	/F:multi tariff(shares) energies	/	/
			/2C: the second Route RS485 (Modbus-RTU)	/	/


4. ADF Series Multi-circuits Energy Meter



Shape & Cut-out	Type	Function	FOB Shanghai (USD)	Module Price (USD)
	ADF400L	Main module;3 phase 3 * 220 / 380V power supply, providing power for later measurement module	74	1: /IC + 59 2:/K:2DI/2DO+6 3:/2C + 9 4:3C + 18 5:CE + 29
	ADF400L-2H(1S)(3D)	2 channel 3 phase 3*1(6)A or 1 channel 3 phase 3*10(80) or 3 circuits single phase 10(80)A	148	
	ADF400L-4H(2S)(6D)	4 channel 3 phase 3*1(6)A or 2 channel 3 phase 3*10(80) or 6 circuits single phase 10(80)A	222	
	ADF400L-6H(3S)(9D)	6 channel 3 phase 3*1(6)A or 3 channel 3 phase 3*10(80) or 9 circuits single phase 10(80)A	296	
	ADF400L-8H(4S)(12D)	8 channel 3 phase 3*1(6)A or 4 channel 3 phase 3*10(80) or 12 circuits single phase 10(80)A	370	
	ADF400L-10H(5S)(15D)	10 channel 3 phase 3*1(6)A or 5 channel 3 phase 3*10(80) or 15 circuits single phase 10(80)A	444	
	ADF400L-12H(6S)(18D)	12 channel 3 phase 3*1(6)A or 6 channel 3 phase 3*10(80) or 18 circuits single phase 10(80)A	518	

Shape & Cut-out	Type	Function	FOB Shanghai (USD)	Module Price (USD)
	ADF400L-7S(21D)	7 channel 3 phase 3*10(80) or 21 circuits single phase 10(80)A	592	1: /IC + 59 2:/K:2DI/2DO+6 3:/2C + 9 4:3C + 18 5:CE + 29
	ADF400L-8S(24D)	8 channel 3 phase 3*10(80) or 24 circuits single phase 10(80)A	666	
	ADF400L-9S(27D)	9 channel 3 phase 3*10(80) or 27 circuits single phase 10(80)A	740	
	ADF400L-10S(30D)	10 channel 3 phase 3*10(80) or 30 circuits single phase 10(80)A	815	
	ADF400L-11S(33D)	11 channel 3 phase 3*10(80) or 33 circuits single phase 10(80)A	888	
	ADF400L-12S(36D)	12 channel 3 phase 3*10(80) or 36 circuits single phase 10(80)A	962	



5. ADW Series IoT Power Meter

➤ ADW2XX Multi-channel Energy Meter


Shape	Type	Function	FOB Shanghai	Remarks
			USD	
 Din rail multi-channel energy meter	ADW200-D10	1S	193	Equipped with N (1, 2, 3, 4) groups of open type current transformers, each group with 3 current transformers. D10: aperture Φ10mm CT specification: 5A/1.25mA D16: aperture Φ16mm CT specification: 100A/20mA D24: aperture Φ24mm CT specification: 400A/100mA D36: aperture Φ33.5mm CT specification: 600A/100mA
		2S	259	
		3S	326	
		4S	393	
	ADW200-D16	1S	200	
		2S	267	
		3S	341	
		4S	415	
	ADW200-D24	1S	222	
		2S	296	
		3S	370	
		4S	444	
	ADW200-D36	1S	267	
		2S	341	
		3S	415	
		4S	489	
Optional Functions	MTL	12 external NTC temperature measurement + 4 residual current measurement	89	External expansion module, connected with ADW through RJ45 interface.
	MK	12DI+4DO	81	

Shape	Type	Function	FOB Shanghai	Remarks
			USD	
	ADW210-D10	1S	207	Equipped with N (1, 2, 3, 4) groups of open type current transformers, each group with 3 current transformers. D10: aperture Φ10mm D16: aperture Φ16mm D24: aperture Φ24mm D36: aperture Φ33.5mm CT specification: 100A/20mA CT specification: 400A/100mA CT specification: 600A/100mA
		2S	274	
		3S	341	
		4S	407	
	ADW210-D16	1S	215	
		2S	281	
		3S	356	
		4S	430	
	ADW210-D24	1S	237	
		2S	311	
		3S	385	
		4S	459	
	ADW210-D36	1S	281	
		2S	356	
		3S	430	
		4S	504	
	ADW220-D10	1S	237	
		2S	304	
		3S	370	
		4S	437	
	ADW220-D16	1S	244	
		2S	311	
		3S	385	
		4S	452	
	ADW220-D24	1S	267	
		2S	341	
		3S	415	
		4S	489	
ADW220-D36	1S	311		
	2S	385		
	3S	459		
	4S	533		
Optional Functions	MTL	12 external NTC temperature measurement + 4 residual current measurement	89	External expansion module, connected with ADW through RJ45 interface.
	MK	12DI+4DO	81	




➤ ADW300 Wireless Energy Meter

Shape	Type	Function	FOB Shanghai (USD)	Option	FOB Shanghai (USD)
	ADW300	<ol style="list-style-type: none"> Three phase voltage, current, frequency Three phase power, total power (active, reactive, apparent) Positive and negative active/reactive electrical energy, four quadrant reactive electrical energy, multi tariff Voltage and current phase angle, voltage and current imbalance Voltage, current total harmonic and 2-31st harmonic Record of extreme values of voltage, current and power in current month and last month Maximum current, power demand and real-time current, power demand 	104	C: RS485 (Modbus-RTU) K: 4DI/2DO T: 4 channels of temperature measurement L: 1 channel of residual current measurement U: Power outage alarm, 2DI/2DO LR: Lora wireless communication WF: WiFi wireless communication 4GHW: 4G wireless communication	C: 9 K: 9 T: 9 L: 9 U: 9 LR: 44 WF: 44 4GHW: 118
	ADW300W	ADW300, connected via current transformer, supports common current transformer connection ADW300W, equipped with 3 split core CTs (mA output), which can be used as 5A (secondary transformer) and 100A input	133		

➤ ADW310 Wireless Energy Meter

Shape	Type	Function	FOB Shanghai (USD)	Option	FOB Shanghai (USD)
	ADW310-HJ-D10	single phase voltage, current, frequency 2.Three phase power, total power (active,reactive,apparent),inner diameter of transformer 10mm	74	C:rs485(Modbus-rtu) K:1DI/1DO T:1 channel of temperaturemeasurement 4GHW:4G wireless communication WF: WiFi wireless communication	C: 9 K: 9 T: 9 4GHW: 118 WF: 44
	ADW310-HJ-D16	single phase voltage, current, frequency 2.Three phase power, total power (active,reactive,apparent),inner diameter of transformer 16mm			


6.DJSF Series DC Energy Meter

Shape	Type	Function	FOB Shanghai (USD)	Option	Module Price (USD)
	DJSF1352-RN	DC voltage,current,power,bidirectional energy measurement,multi tariff,SOE event record,8 digit LCD display,infrared communication, voltage input maximum 1000VDC,shunt (75mV) or hall sensor (0-5V) connect, class 1 accuracy, 1 channel RS485,1 channel DC measure, AC/DC85-265 power supply.	148	1.2DI/2DO (K)	29
				2.Second channel [Ⓜ] DC measurement (D)	29
				3.Second channel RS485 (2C)	29
				4.0.5S accuracy shunt connect (S)	29
	DJSF1352-RN-P1	DC voltage,current,power,bidirectional energy measurement,multi tariff,SOE event record,8 digit LCD display,infrared communication, voltage input maximum 1000VDC,shunt (75mV) or hall sensor (0-5V) connect, class 1 accuracy, 1 channel RS485,1 channel DC measure, 24VDC or 48VDC power supply .	148	1.2DI/2DO (K)	29
				2.Second channel DC measurement (D)	29
				3.Second channel RS485 (2C)	29
				4.0.5S accuracy shunt connect (S)	29
	DJSF1352-RN-P2	DC voltage,current,power,bidirectional energy measurement,multi tariff,SOE event record,8 digit LCD display,infrared communication, voltage input maximum 1000VDC, only for shunt (75mV) connect, class 1 accuracy, 1 channel RS485,1 channel DC measure, 12V DC power supply	148	1.2DI/2DO (K)	29
				2.Second channel DC measurement (D)	29
				3.Second channel RS485 (2C)	29
				4.0.5S accuracy shunt connect (S) note:S and K can't be selected both	29


Note:S and K can't be selected both

New Energy

1.AGF-AE Series PV/Solar Inverter Energy Meter

Shape	Type	Function	FOB Shanghai(USD)
	AGF-AE-D/200	Voltage, current, power measurement, Rated Voltage: AC120 V Rated RMS current : AC200A	133

2. AGF Series Solar String Monitoring Device

Shape	Type	Function	FOB Shanghai (USD)	Option	Option Group
	AGF-M4T	4 channels DC0-20A photovoltaic confluence detection, 3.5KV Hall isolation, RS485/Modbus-RTU protocol, accuracy 0.5, 0-1000V voltage measurement, 3 groups of external status input (optical coupling or dry contact mode), auxiliary power supply optional DC1000V, DC1500V	148	1.L (liquid crystal display) 2. P2 (auxiliary power supply DC1000V) 3. P3 (auxiliary power supply DC1500V)	At will
	AGF-M8T	8 channels DC0-20A photovoltaic confluence detection, 3.5KV Hall isolation, RS485/Modbus-RTU protocol, accuracy 0.5, 0-1000V voltage measurement, 3 groups of external status input (optical coupling or dry contact mode), auxiliary power supply optional DC1000V, DC1500V	162		
	AGF-M12T	12 channels DC0-20A photovoltaic confluence detection, 3.5KV Hall isolation, RS485/Modbus-RTU protocol, accuracy 0.5, 0-1000V voltage measurement, 3 groups of external status input (optical coupling or dry contact mode), auxiliary power supply optional DC1000V, DC1500V	177		
	AGF-M16T	16 channels DC0-20A photovoltaic confluence detection, 3.5KV Hall isolation, RS485/Modbus-RTU protocol, accuracy 0.5, 0-1000V voltage measurement, 3 groups of external status input (optical coupling or dry contact mode), auxiliary power supply optional DC1000V, DC1500V	192		

Shape	Type	Function	FOB Shanghai (USD)	Option	Option Group
	AGF-M20T	20 channels DC0-20A photovoltaic confluence detection, 3.5KV Hall isolation, RS485/Modbus-RTU protocol, accuracy 0.5, 0-1000V voltage measurement, 3 groups of external status input (optical coupling or dry contact mode), auxiliary power supply optional DC1000V, DC1500V	222	1.L (liquid crystal display) 2. P2 (auxiliary power supply DC1000V) 3. P3 (auxiliary power supply DC1500V)	At will
	AGF-M24T	24 channels DC0-20A photovoltaic confluence detection, 3.5KV Hall isolation, RS485/Modbus-RTU protocol, accuracy 0.5, 0-1000V voltage measurement, 3 groups of external status input (optical coupling or dry contact mode), auxiliary power supply optional DC1000V, DC1500V	296		

3. ACR10R-D Series PV/Solar Inverter Energy Meter

Shape	Type	Function	FOB Shanghai (USD)	Module(Split Core Current Transformer)	Module Price (USD)
	ACR10R-DxxTE	LCD display Single phase multifunction power meter	75	1.D10:10A,20A,40A,80A 2.D16:max 120A 3.D24:max 200A 4.D36:max 300A	D10: 6/piece
	ACR10RH-DxxTE	LCD display Single phase multifunction power meter with THDi, THDu and 2-31st harmonic	100		D16: 12/piece
	ACR10R-DxxTE4(3)	LCD display Three phase multifunction power meter	190		D24: 22/piece
	ACR10RH-DxxTE4(3)	LCD display Three phase multifunction power meter with THDi, THDu and 2-31st harmonic	220		D36: 37/piece

Shape	Type	Function	FOB Shanghai (USD)	Module (Rogowski Coil)	Module Price (USD)
	ACR10R-DxxRE	LCD display Single phase multifunction power meter	75	1. D110: max 1000A 2. D120: max 2000A 3. D140: max 6300A 4. D190: max 20000A	D110: 145/piece
	ACR10RH-DxxRE	LCD display Single phase multifunction power meter with THDi, THDu and 2-31st harmonic	100		D120: 175/piece
	ACR10R-DxxRE4(3)	LCD display Three phase multifunction power meter	190		D140: 205/piece
	ACR10RH-DxxRE4(3)	LCD display Three phase multifunction power meter with THDi, THDu and 2-31st harmonic	220		D190: 265/piece

4.AEV Series Charging Piles



Shape	Type	Function	FOB Shanghai (USD)	Option	Module Price (USD)
	AEV-AC007D	Input/output voltage: AC220V One channel charger interface charging cable length: 5m Rated power: 7kw Credit card payment, APP scan QR code 4G、Buletooth、WiFi(choose one of three)	533	(LCD)	88
7KW AC Charging pile column	AEV-AC007LZ	7KW AC Charging pile AEV-AC007D column kit,Can realize floor mounted.	88	/	/

Smart Gateway



1.1. AWT100 Series IoT Smart Gateway

Shape	Type	Function	FOB Shanghai (USD)
	AWT100-4GHW	4G communication, RS485 communication interface, apply to assist RS485 equipment wireless communication	163
	AWT100-LoRaHW	LoRa communication, RS485 communication interface, apply to assist RS485 equipment wireless communication	74
	AWT100-LW868	868MHz LoRaWAN communication, RS485 communication interface, apply to assist RS485 equipment wireless communication	88
	AWT100-LW923	923MHz LoRaWAN communication, RS485 communication interface, apply to assist RS485 equipment wireless communication	88
	AWT100-CEHW	Ethernet communication, RS485 communication interface, apply to assist RS485 equipment wireless communication	60
	AWT100-WiFiHW	WiFi communication, RS485 communication interface, apply to assist RS485 equipment communication	60
	AWT100-GPS	RS485 communication interface, GPS location	52
	AWT100-POW	AWT 100 power module for AC/DC 220V power supply	17

1.2. AWT200 Series IoT Smart Gateway







Shape	Type	Function	FOB Shanghai (USD)
	AWT200-1E4SL	Adapt to ACREL EIOT platform or third-party platform; 1 Ethernet port, 4 serial port; Display, button; Agreement support: TCP/IP、MQTT、MODBUS-RTU、MODBUS-TCP	205
	AWT200-1E4S	Adapt to ACREL EIOT platform or third-party platform; 1 network port, 4 serial port; Agreement support: TCP/IP、MQTT、MODBUS-RTU、MODBUS-TCP	174
	AWT200-1E4S-4GHW	Adapt to ACREL EIOT platform or third-party platform; 1 network port, 4 serial port, 4G; Agreement support: TCP/IP、MQTT、MODBUS-RTU、MODBUS-TCP	285
	AWT200-1E4S-4GHW/LR	Adapt to ACREL EIOT platform or third-party platform; 1 network port, 4 serial port, 4G, LORA; Agreement support: TCP/IP、MQTT、MODBUS-RTU、MODBUS-TCP	315
	AWT200-1E4S-4GHW/K	Adapt to ACREL EIOT platform or third-party platform; 1 network port, 4 serial port, 4G, DO/DI; Agreement support: TCP/IP、MQTT、MODBUS-RTU、MODBUS-TCP	315
	AWT200-1E4S-WIFI	Adapt to ACREL EIOT platform or third-party platform; 1 network port, 4 serial port, WIFI; Agreement support: TCP/IP、MQTT、MODBUS-RTU、MODBUS-TCP	205
	AWT200-1E4S-WIFI/LR	Adapt to ACREL EIOT platform or third-party platform; 1 network port, 4 serial port, WIFI, LORA; Agreement support: TCP/IP、MQTT、MODBUS-RTU、MODBUS-TCP	235
	AWT200-1E4S-WIFI/K	Adapt to ACREL EIOT platform or third-party platform; 1 network port, 4 serial port, WIFI, DO/DI; Agreement support: TCP/IP、MQTT、MODBUS-RTU、MODBUS-TCP	235
	AWT200-1E8S-4G	Adapt to ACREL EIOT platform or third-party platform; 1 network port, 8 serial port, 4G; Agreement support: TCP/IP、MQTT、MODBUS-RTU、MODBUS-TCP	320
	AWT200-1E8S-WIFI	Adapt to ACREL EIOT platform or third-party platform; 1 network port, 8 serial port, WIFI; Agreement support: TCP/IP、MQTT、MODBUS-RTU、MODBUS-TCP	320


2. ANet Series Smart Gateway

Shape	Type	Function	FOB Shanghai (USD)	Module Price (USD)
	ANet-1E1S1	1.Support Modbus-RTU, Modbus-TCP,DLT645,IEC103,IEC104,CJT188 protocols 2.Support HTTP(S)XML and JSON forwarding format 3. 1 channel 4G communication (optional) 4. 1 channels RS485, Support Max.32 devices. 5. Support Standard 8 GB TF card (max.32GB) 6.Multiple alarm setting for each device	222	/LR(433Mhz):44 /4G:44
	ANet-1E2S1	1.Support Modbus-RTU, Modbus-TCP,DLT645,IEC103,IEC104,CJT188 protocols 2.Support HTTP(S)XML and JSON forwarding format 3. 1 channel 4G communication (optional) 4. 2 channels RS485, Support Max.64 devices. 5. Support Standard 8 GB TF card (max.32GB) 6.Multiple alarm setting for each device	400	
	ANet-2E4S1	1.Support Modbus-RTU, Modbus-TCP,DLT645,IEC103,IEC104,CJT188 protocols 2.Support HTTP(S)XML and JSON forwarding format 3. Max. 4 channels RS485, Support Max.128 devices. 4. Support Standard 8 GB SD card (max.32GB) 5.Multiple alarm setting for each device	592	/
	ANet-2E8S1	1.Support Modbus-RTU, Modbus-TCP,DLT645,IEC103,IEC104,CJT188 protocols 2.Support HTTP(S)XML and JSON forwarding format 3. Max. 8 channels RS485, Support Max.256 devices. 4. Support Standard 8 GB SD card (max.32GB) 5.Multiple alarm setting for each device	1007	/
	ANet-2E4SM	1. Support 2 Network Port, 2.Support Modbus-RTU, Modbus-TCP,DLT645,IEC103,IEC104,CJT188 protocols 3.Support HTTP(S)XML and JSON forwarding format 4. Max. 16 channels RS485, Support Max.512 devices. 5. Support Standard 8 GB TF card (max.32GB) 6.Multiple alarm setting for each device 7. Support 8DI	592	/LR(433Mhz):44 /D(power-down alarm):52
	ANet-M485 Module (optional)	Extension 4 channels RS485	177	
	ANet-M4GHW Module	Extension one channel 4G	104	


Data Center/Tower/Base Station

1. AMC Series Data Center Monitor Module

Shape	Type	Function	FOB Shanghai (USD)	Option & Price(USD)
	AMC16MA	Three-phase: 2 channels inlet I,U,P,Q,EP,EQ,S Single-phase: 36 channels outlet (Three-phase 12 channels outlet) I,U,P,Q,EP,EQ 1DO, RS485(Modbus-RTU)	175	1./2C: RS485(Modbus-RTU) + 9 2.DC48V + 9
	AMC16MAH	Measure the total three-phase incoming line voltage, two three-phase incoming lines I, Kw, Kvar, cosØ, Kwh, Kvarh, 36 single-phase outgoing lines (12 three-phase lines) I, Kw, Kvar, cosØ, Kwh, Kvarh (required Configure AKH-0.66W 100A/20mA current transformer); measure incoming line voltage, incoming line current, outgoing line current 2-15 sub-harmonics and total harmonics; 1 RS485 communication; 1 DO, AC220V power supply	192	1.RS485/Modbus+9 2.DC48V power supply +29
	AMC16Z-ZA	A+B independent 2 channels three-phase inlet U,I,P,Q,S,P-F,EP,EQ,UN to PG, neutral current 2-63rd harmonic of voltage and current 6 channels passive switch input 2 channels switch output RS485(Modbus-RTU) communication.	130	1.Temp&Humidity sensor 2.Leakage current transformer
	AMC16Z-ZD	Measurement of A+B independent 2-way dc bus voltage, current, Kw, Kwh, 6DI+2DO+1 RS485(Modbus-RTU)	118	1.Temp&Humidity sensor
	AMC16Z-KA	A + B independent 2 way unilateral 24 active switch states	88	/
	AMC16Z-KD	A + B independent 2 way unilateral 24 passive switch state	88	/
	AMC16Z-FAK24	Measure A + B two-way AC outlet, total 24 branch full electric parameter and switch value status, 1 RS485(Modbus-RTU)	175	/
	AMC16Z-FAK48	Measure A + B two-way AC outlet, total 48 branch full electric parameter and switch value status, 1 RS485(Modbus-RTU)	266	/
	AMC16Z-FDK24	Measure A + B two-way DC outlet, total 24 branch full electric parameter and switch value /status, 1 RS485(Modbus-RTU)	175	/
	AMC16Z-FDK48	Measure A + B two-way DC outlet, total 48 branch full electric parameter and switch value status, 1 RS485(Modbus-RTU)	266	/

Shape	Type	Function	FOB Shanghai (USD)
	AMC100-ZA	Measurement of A+B independent 2 channels AC three-phase inlet all electrical parameters, 8DI/4DO,2 channels leakage current monitoring, 1 channel Temperature and humidity monitoring, 2-63rd harmonic, 3 channels RS485 Modbus-RTU(1 for branch module, 1 for HMI, 1 for Supervision System)	148
	AMC100-FA30	Measurement of A+B independent 30 channels AC outlet all electrical parameters, 1 channel RS485 Modbus-RTU	133
	AMC100-FA48	Measurement of A+B independent 48 channels AC outlet all electrical parameters, 1 channel RS485 Modbus-RTU	177
	AMC100-ZD	Measurement of A+B independent 2 channels DC inlet ,U,I,P,Q, 8DI/4DO, 1 channel Temperature and humidity monitoring,3 channels RS485 Modbus-RTU((1 for branch module, 1 for HMI, 1 for Supervision System)	148
	AMC100-FD30	Measurement of A+B independent 30 channels DC outlet all electrical parameters, 1 channel RS485 Modbus-RTU	133
	AMC100-FD48	Measurement of A+B independent 48 channels DC outlet all electrical parameters, 1 channel RS485 Modbus-RTU	177
	AMC100-FAK30	Measurement of A+B independent 30 channels AC outlet all electrical parameters and switch value status, 1 channel RS485 Modbus-RTU	177
	AMC100-FAK48	Measurement of A+B independent 48 channels AC outlet all electrical parameters and switch value status, 1 channel RS485 Modbus-RTU	237
	AMC100-FDK30	Measurement of A+B independent 30 channels DC outlet all electrical parameters and switch value status, 1 channel RS485 Modbus-RTU	177
	AMC100-FDK48	Measurement of A+B independent 48 channels DC outlet all electrical parameters and switch value status, 1 channel RS485 Modbus-RTU	237

❖ Precision power management system

Shape	Type	FOB Shanghai (USD)
	7 Inch Touch Screen ATP007	155
	10 Inch Touch Screen ATP010	315

❖ Current Transforms

Type	Technical Parameter	FOB Shanghai (USD)
AKH-0.66W-7	5-40A/20mA,φ7	2
AKH-0.66W-8	5-60A/20mA,φ8	2
AKH-0.66W-12	5-100A/20mA,φ12	3
AHKC-F-(200-1000)A/5V	43*13mm	18
AHKC-BS-100A/5V	20.5*10.5mm	10
AHLC-LTA-10mA/5V	Φ20	13

❖ Switching Power Supply

Type	Specifications	FOB Shanghai (USD)
D-20	220V/±15V	16
SBD-30	±48V/±15V	26
KDYA-DG30-24K	AC220V/DC24V, touch screen power supply	26
KDYA-DG30B-24K	DC48V/DC24V, touch screen power supply	26

❖ Accessories

Name	Type	Technical Parameter	FOB Shanghai (USD)
Temp & Humidity Sensor	WH-3	1 Channel T&H	17

2. DTSD Series Multi-Circuits Energy Meter

Shape & Cut-out	Type	Function	Unit	FOB Shanghai (USD)	Option
	DTSD1352-4S	Measure 4 three-phase or 12 single-phase :I, U, kW,kvar, kWh, kvarh,Hz,cos@ measurement;	set	148	/
	AKH-0.66/K-Φ10N	Three phase current transformer, 3*50A/20mA	set	24.5	/
	AKH-0.66/K-Φ16N	Three phase current transformer, 3*100A/50mA	set	30.5	/
	AKH-0.66/K-Φ24N	Three phase current transformer, 3*200A/50mA	set	49	/
	AKH-0.66/K-Φ24N	Three phase current transformer, 3*250A/50mA	set	49	/
	AKH-0.66/K-Φ36N	Three phase current transformer, 3*400A/50mA	set	73.5	/
	AKH-0.66/K-Φ36N	Three phase current transformer, 3*600A/50mA	set	73.5	/
	AKH-0.66/W-9NY	Three phase current transformer, 3*50A/20mA	set	12	
	AKH-0.66/W-12NY	Three phase current transformer, 3*100A/20mA	set	18	
	AKH-0.66/W-20Y	Three phase current transformer, 3*200A/50mA	set	27	
	AKH-0.66 W-20Y	Three phase current transformer, 3*250A/50mA	set	27	
	AKH-0.66/W-30NY	Three phase current transformer, 3*250A/50mA	set	41.5	
	AKH-0.66/W-45NY	Three phase current transformer, 3*400A/50mA	set	41.5	
	AKH-0.66/W-45NY	Three phase current transformer, 3*600A/50mA	set	44.5	
		AKH-0.66 Z-3*Φ15Y	Three phase current transformer, 3*100A/50mA	set	19.5

Shape & Cut-out	Type	Function	Unit	FOB Shanghai (USD)	Option
	AKH-0.66 W-12Y	Single phase current transformer, 100A/50mA	set	7.5	

3. ADW350W Series Multi-Circuits Energy Meter





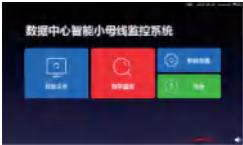
Shape & Cut-out	Type	Function	Unit	FOB Shanghai (USD)	Option
	ADW350WA	one channel Three-phase (I, U, kW, kvar, kWh, kvarh, Hz, cosΦ) measurement, total harmonic and 2-31st harmonic;	set	133	/C: 9 /KT:29
	ADW350WD	3 channel DC voltage, current, power measurement; 3 channel active energy calculation;	set	133	/C: 9 /KT:29

4. AMC Series Multi-Circuits DC Energy Meter

Shape & Cut-out	Type	Function	Unit	FOB Shanghai (USD)	Option
	AMC16-DETT	DC rated voltage: 1 channel: -48VDC; DC current:6 channels hall sensors: 5VDC; Power supply: -40V~-60VDC; Power output:±12V(power for 6 hall sensors); Communication: 1 Channel RS485/Modbus-RTU	set	88	/
	AMC16L-DETT	DC rated voltage: 1 channel: -48VDC; DC current:6 channels hall sensors: 5VDC; Power supply: -40V~-60VDC; Power output:±12V(power for 6 hall sensors); Communication: 1 Channel RS485/Modbus-RTU	set	103	/
	AHKC-EKA	Ratio: 0~(50-500)A/5V; Aperature: Φ20mm	set	15	/
	AHKC-EKB	Ratio: 0~(50-500)A/5V; Aperature: Φ40mm	set	29	/

5.AMB Busway Monitoring Meter

Shape	Type	Function	FOB Shanghai (USD)
	AMB100-A(-P1)	Measurement of all electrical parameters of three-phase AC circuit, 1-channel leakage current, 8-channel temperature, 1-channel humidity, maximum demand, neutral line current, voltage between neutral to protective earth or independent auxiliary power supply, 2-channel switch input, 2-channel switch output, 1-channel RS485.	149
	AMB100-A/W(-P1)	Measurement of all electrical parameters of three-phase AC circuit, 1-channel leakage current, 8-channel temperature, 1-channel humidity, maximum demand, neutral line current, voltage between neutral to protective earth or independent auxiliary power supply, 2-channel switch input, 2-channel switch output, LORA wireless communication.	223

Shape	Type	Function	FOB Shanghai (USD)
	AMB110-A(-P1)	Measurement of all electrical parameters of three-phase AC circuit, 1-channel leakage current, 4-channel of temperature, 1-channel humidity, maximum demand, neutral line current, voltage between neutral to protective earth or independent auxiliary power supply, 2-channel switch input, 2-channel switch output, 1-channel RS485.	134
	AMB110-A/W(-P1)	Measurement of all electrical parameters of three-phase AC circuit, 1-channel leakage current, 4-channel temperature, 1-channel humidity, maximum demand, neutral line current, voltage between neutral to protective earth or independent auxiliary power supply, 2-channel switching input, 2-channel switching output, LORA wireless communication.	208
	AMB100-D(-P1)	DC 1 circuit full power measurement, 1-channel leakage current, 4-channel of temperature, 1-channel humidity, 4-channel switch input, 2-channel switch output, 1-channel RS485.	134
	AMB100-D/W(-P1)	DC 1 loop full power measurement, 1-channel leakage current, 4-channel temperature, 1-channel humidity, 4-channel switch input, 2-channel switch output, LORA communication.	223
	AMB110-D(-P1)	DC 3 circuit full power measurement, 3-channel leakage current, 4-channel temperature, 1-channel humidity, 4-channel switch input, 2-channel switch output, 1 RS485.	134
	AMB110-D/W(-P1)	DC 3 circuit full power measurement, 3-channel leakage current, 4-channel temperature, 1-channel humidity, 4-channel switch input, 2-channel switch output, LORA communication.	208
	AMB10	4 bit LED timing displays in turn of current and voltage.	30
	AMB20-1	Accessory used with AMB100/AMB110 and used for network-to-network port conversion of the start box and plug in box of the smart bus.	5
	AMB20-2	Accessory used with AMB100/AMB110 and used for RS485 to network port conversion of the start box and plug in box of the smart bus.	5
	ACREL-AMB1000	Intelligent bus management system software, brush into the matching touch screen, can realize the intelligent management of the bus system, including the display of electrical parameters, the realization of various alarm functions, event recording, data acquisition, processing and forwarding.	445
	ATP010kt	10 inch touch screen, need to brush into Acrel -AMB1000 management software, 2-channel RS485, 1-channel Ethernet.	316
	On-site service free	/	148+74 USD/each person every day

➤ Supporting current transformer

Model	Specification	Penetrating aperture	FOB Shanghai(USD)
AKH-0.66 W-12NY (Contains three transformers)	5A/2.5mA	12mm	18
	100A/20mA		
AKH-0.66 W-45NY (Contains three transformers)	400A/100mA	45mm	42
	600A/100mA		45

➤ Supporting Hall sensor



Model	Specification	Penetrating aperture	FOB Shanghai(USD)
AHCK-F	(200-1000)A/5V	43x13	19
AHCK-BS	100A/5V	20.5x10.5	11
AHLC-LTA	10mA/5V	Aperture is 20mm	14

➤ Supporting temperature sensor

Model	Specification	FOB Shanghai(USD)
NTC-B150Y/YTφ8-V01-2M(yellow)	Aperture is 8mm, wire length is 2m.	2
NTC-B150G/YTφ8-V01-2M(green)		2
NTC-B150R/YTφ8-V01-2M(red)		2
NTC-B150B/YTφ8-V01-2M(black)		2
NTC-B150Y/YTφ12-V01-2M(yellow)	Aperture is 12mm, wire length is 2m.	2
NTC-B150G/YTφ12-V01-2M(green)		2
NTC-B150R/YTφ12-V01-2M(red)		2
NTC-B150B/YTφ12-V01-2M(black)		2
NTC-B150Y/YTφ8-V01-4M(HC)(yellow)	Aperture is 8mm, wire length is 4m.	3
NTC-B150G/YTφ8-V01-4M(HC)(green)		3
NTC-B150R/YTφ8-V01-4M(HC)(red)		3
NTC-B150B/YTφ8-V01-4M(HC)(black)		3
NTC-B150Y/YTφ12-V01-4M(yellow)	Aperture is 12mm, wire length is 4m.	3
NTC-B150G/YTφ12-V01-4M(green)		3
NTC-B150R/YTφ12-V01-4M(red)		3
NTC-B150B/YTφ12-V01-4M(black)		3
NTC-B150Y/YTφ6-V01-2M	Diameter of the cylinder is 6mm,wire length is 2m.	2

Supporting power switch

Model	Specification	FOB Shanghai(USD)
KDYA-DG30-24K	AC220V to DC24V, touch screen provides power	36
KDYA-DG30B-24K	DC48V to DC24V, touch screen provides power	36

Shape	Model	Specification	FOB Shanghai(USD)
	AMB300-Z	Two-bus communication, real-time online monitor the temperature of a single large-scale array.	149
	AMB300-Z-T	Two-bus communication, real-time online monitor the temperature of a single large-scale array, and 1 external NTC temperature measurement.	163
	AMB300-Z-TH	Two-bus communication, real-time online monitor the temperature of a single large-scale array, humidity measurement, and 1 external NTC temperature measurement.	178
	AMB300-D1	Two-bus communication, real-time online monitor the temperature of a single small-range.	75
	AMB300-D1-T	Two-bus communication, real-time online monitor the temperature of a single small-range, and 1 external NTC temperature measurement.	89
	AMB300-D1-TH	Two-bus communication, real-time online monitor the temperature of a single small-range temperature, humidity measurement, and 1 external NTC temperature measurement.	104
	AMB300-D4/15	Two-bus communication, real-time online monitor the temperature of 4 small-range temperatures, each probe is 15cm apart.	149
	AMB300-D4/15-T	Two-bus communication, real-time online monitor the temperature of 4 small-range temperatures, each probe is 15cm apart, and 1 external NTC temperature measurement.	163
	AMB310	Two-bus communication, RS485 communication to the monitoring system or touch screen, up to 200 acquisition modules can be connected.	149

